



See Art. Feel Art. Create Art.

Venice Art Center

Winter/Spring 2026

Course Selection Guide

January-May 2026

Over 345+ classes offered!

Thank You



Scan for VAC Classes

Venice Art Center
390 Nokomis Ave. S.
Venice, FL 34285
941-485-7136
Veniceartcenter.com

**GULF COAST
COMMUNITY
FOUNDATION**

Cousins Laning Historical Fund



SEE ART. FEEL ART. CREATE ART.

Our Mission:

Provide cultural enrichment opportunities that inspire and engage our community to see, experience and create art.

Venice Art Center Board of Directors:

President: Wayne Hall

Vice President: Tish Murphy

Treasurer: Casey Riley

Secretary: Jennifer Hazeltine

Danny Belcher

Christine Griffith

Maryjo Floryjanski

Charleen Myers

Cindy Nye

Marianne Robertson

CEO: Mary Moscatelli

**Thank
You!**



VENICE
ART
CENTER



Table of Contents

A Little Bit Different	Pages 4—12
Printmaking	Page 13
Photography and Digital Art	Pages 14
Jewelry	Pages 14—16
Ceramics & Pottery	Pages 16—20
Sculpture	Page 20-21
Drawing, Pastel & Multimedia	Pages 22—24
Painting with Oil, Acrylic & More	Pages 25—28
Painting with Watercolor	Pages 29-32
Individual Instruction	Page 32-34
Open Studios	Pages 33-34
Kids Programs	Pages 34
Specialty Workshops	Page 35-44
VAC Uncorked	Page 45
Baila Miller Lectures	Pages 46
Instructor Biographies	Page 47-49
Registration	Page 50-51
Exhibition Schedule & Rules	Page 52-54
Special Events	Page 55-58
Our Supporters	Page 60-65



Hours of Operation

OPEN:

Monday-Friday
9:00 AM—4:00 PM
Saturdays
9:00 AM—1:00PM

(November 1, 2025—May 2026)

Closed Sundays

CLOSED:

November 27-29
December 24-27
December 31
January 1



Scan for VAC Classes

**#W26-101 Greeting Cards and Small Wonders****Instructor: Marilyn Cassidy**

A combination of watercolor and mixed media techniques for creating greeting cards and small wonders for truly one-of-a-kind works. You will need to bring the items on the supply list, but the instructor will also be providing many specialty items.

Dates: 1-Day Mini-Session, Wednesday
9:30 AM–3:30 PM

#W26-101A: January 21

#W26-101B: February 25

#W26-101C: March 25

#W26-101D: April 15

Fee: \$80 Members \$100 Future Members

**#W26-102 Stained Glass****Instructor: Josephina Espinosa**

Learn the basic glass cutting skills laying techniques along with shaping and assembling using copper foil and solder. All materials are supplied. Bring protective eyewear. It is required.

Dates: 2-Day Mini-Session,
Monday & Tuesday
9:30 AM–12:00 PM

#W26-102A: January 19 & 20

#W26-102B: February 16 & 17

#W26-102C: March 23 & 24

#W26-102D: April 13 & 14

Fee: \$89 Members \$111.25 Future Members

**#W26-103 Mosaic Glass****Instructor: Josephina Espinosa**

Learn how to select pre-cut glass tiles, or cut your own, to design and create beautiful mosaics on planters, pots, stepping stones and on walls. All materials are supplied. Bring protective eyewear.

Dates: 2-Day Mini-Session,
Monday & Tuesday
1:00—3:30 PM

#W26-103A: January 19 & 20

#W26-103B: February 16 & 17

#W26-103C: March 23 & 24

#W26-103D: April 13 & 14

Fee: \$89 Members \$111.25 Future Members

**#W26-104 Pine Needle & Geod Suncatcher or Basket Shape****Instructor: Arleen Gains**

Using Long Leaf Pine Needles participants learn how to start and shape a suncatcher or basket. The supply kit with geode and a color pallet of threads contains all items needed, and tools are supplied

Dates: 2-weeks, Wednesdays
9:15 AM—12:15 PM

#W26-104A: January 21 & 28

#W26-104B: February 4 & 11

#W26-104C: March 11 & 18

Fee: \$84.50 Members
\$105.62 Future Members

**#W26-105 Collage Adventure****Instructor: Beverly Gordon**

Complete a series of projects that systematically build skills and excitement about this powerful artistic medium. Includes "painting with paper," photo collage, abstract compositions with mixed media textural papers, working with 3D and stitched elements. Discover new ideas and techniques as you explore and play with possibility.

Dates: 5-weeks, Thursday
1:00—3:30 PM

#W26-105A: January 15 – February 12

Fee: \$ 116.50Members
\$141.62 Future Members

Join VAC on Facebook and Instagram!!



Follow us on
Instagram



#W26-106 Mastering Composition and Gaining Artistic Confidence

Instructor: Beverly Gordon

Understand principles and elements of design and composition by studying artworks drawn from various world traditions and learn to apply these to your own work. Bring examples of your pieces in any medium for analysis/discussion. A supportive environment for developing a critical eye and understanding what makes your art "work."

Dates: 2 Day Mini Session, Monday & Tuesday
1:00—3:30 PM

#W26-106A: February 9 & 10

Fee: \$65 Members \$81.25 Future Members



#W26-107 Create Healing Dolls & Spirit Figures

Instructor: Beverly Gordon

Create unique three-dimensional figures (healing spirit art dolls) that express a sense of mystery, power and whimsy. Learn simple construction techniques (e.g., fabric over weighted bottles, wrapped sticks or wire) and incorporate a wide range of evocative fibers, found materials and natural elements. It's fun!

Dates: 3 Weeks, Tuesdays
1:00—3:30 PM

#W26-107A: March 3-17

Fee: \$67.50 Members
\$84.37 Future Members Material Fee?



#W26-108 Homeschool Group: Art Adventures Through Time (Age 7-12)

Instructor: Laura McElhinney

Grab your sketchbook—it's time to explore the world through art! In this creative homeschool class, students will journey from ancient times to the present day, discovering how people have used art to tell their stories, celebrate their cultures, and shape history. We'll learn about the vibrant traditions of First Peoples, the symbols of ancient civilizations, the masterpieces of famous artists like Da Vinci and Frida Kahlo, and the powerful messages in modern art. Each week features a new time period, a new artist or culture, and fun hands-on art projects using drawing, painting, or mixed media.

Kids will build art skills while exploring history in a way that's meaningful, colorful, and full of imagination. No experience needed—just curiosity and a love for making things! Bring a Snack!

Dates: 6-weeks, Wednesday
1:00—3:00 PM

#W26-108A: January 7-February 11

#W26-108B: April 1-May 6

Fee: \$141.00 Members
\$176.25 Future Members

Dates: 4-weeks, Wednesday
1:00—3:00 PM

#W26-108C: May 13-June 3

Fee: \$96 Members
\$118.50 Future Members



#W26-109 Hearts of Glass

Instructor: Lorraine Mushacke

In this class students will use frit, stringers and scrap glass to design their own heart creations in a heart mold. The possibilities are endless. Give these hearts to friends, family and loved ones for an inspiring gift. Please bring protective eyewear and wear closed toe shoes (sneakers). No experience necessary.

Dates: 1-Day Mini-Session, Friday
1—3:30 PM

#W26-109A: January 9

#W26-109B: February 6

#W26-109A: April 24

Fee: \$62.50 Members
\$78.12 Future Members

**#W26-110 Bubble Bowl****Instructor: Lorraine Mushacke**

In this class you will learn to use stringers and multi layers of glass to design and create a bowl with the illusion of bubbles. Some glass cutting is involved so cutting experience is helpful but not necessary. Bring protective eyewear, a glass cutter if you have one and any glass tools you are comfortable with. Most tools will be provided. Additional charge for glass and stringers will be added to tuition.

Dates: 1-Day Mini-Session, Friday
1—3:30 PM

#W26-110A: February 13

#W26-110B: March 13

#W26-110C: May 22

Fee: \$62.50 Members

\$78.12 Future Members

**#W26-111 Garden Stakes****Instructor: Lorraine Mushacke**

In this class start with a clear piece of glass. Receive instruction for using frit, stringers, blobs and scrap glass to create a beautiful scene from your imagination. Some cutting is involved, but no experience is necessary. Bring a glass cutter if you have one, protective eyewear, and any glass working tools you feel comfortable with. Most tools will be provided. Additional charge for glass, stringers and frit will be added to tuition. Bring protective eyewear.

Dates: 1-Day Mini-Session, Friday
1—3:30 PM

#W26-111A: January 23

#W26-111B: March 6

#W26-111C: April 17

Fee: \$57.50 Members

\$72.12 Future Members

**#W26-112 Tie Dye with Glass****Instructor: Lorraine Mushacke**

In this class students will have a piece of clear or white glass as a base then by adding frit in multiple colors they will mix it to form a unique Tie Dye design. Projects will be fired twice so it will take a few days to return them completed. Please bring protective eyewear and closed shoes (sneakers). No fusing experience is necessary.

Dates: 1-Day Mini-Session, Friday
1—3:30 PM

#W26-112A: January 30

#W26-112B: May 1

Fee: \$62.50 Members

\$78.12 Future Members

**#W26-113 Nature Sapes in Glass****Instructor: Lorraine Mushacke**

In this class students will learn to use frit, stringers, dots and scraps to design and create a beautiful scape of the sea, land or sky on a clear piece of glass. When fired the scap will have a wavy look so it can stand on its own. Beautiful. No experience necessary. Please bring protective eyewear and closed toed shoes (sneakers).

Dates: 1-Day Mini-Session, Friday
1—3:30 PM

#W26-113A: April 10

#W26-113B: May 29

Fee: \$62.50 Members

\$78.12 Future Members

Join our fun and dedicated team of volunteers! Email info@veniceartcenter.com to apply!



A Little Bit Different



#W26-114 Paint Pouring Mini-Session: Tuesday **Instructor: Haley Ponder**

We will be creating a stretched abstract piece with four colors of your choice (think of what colors will be created when mixed) using an air swipe, non-resin pour technique. This project requires drying time, so pick up will be 3 days after class.

Dates: 1/2 Day Mini-Session, Tuesday
1:00 PM—3:30 PM

#W26-114A: January 6
#W26-114B: February 3
#W26-114C: March 3
#W26-114D: April 7
#W26-114E: May 5

Fee: \$45.50 Members
\$56.87 Future Members



#W26-115 Paint Pouring Mini-Session: Friday **Instructor: Haley Ponder**

We will be creating a stretched abstract piece with four colors of your choice (think of what colors will be created when mixed) using an air swipe, non-resin pour technique. This project requires drying time, so pick up will be 3 days after class.

Dates: 1/2 Day Mini-Session, Friday
1:00 PM—3:30 PM

#W26-115A: January 9
#W26-115B: February 13
#W26-115C: March 13
#W26-115D: April 10
#W26-115E: May 15

Fee: \$45.50 Members
\$56.87 Future Members



#W26-116 Paint Pouring Mini-Session: Thursday **Instructor: Haley Ponder**

We will be creating a stretched abstract piece with four colors of your choice (think of what colors will be created when mixed) using an air swipe, non-resin pour technique. This project requires drying time, so pick up will be 3 days after class.

Dates: 1/2 Day Mini-Session, Thursday
6:30 PM—9:00 PM

#W26-116A: January 15
#W26-116B: February 5
#W26-116C: March 12
#W26-116D: April 23
#W26-116E: May 7

Fee: \$45.50 Members
\$56.87 Future Members



#W26-117 Charcuterie Board **Instructor: Haley Ponder**

Make your own unique happy hour centerpiece that will last a lifetime with beautiful embellishments hand-selected by you and sealed with resin. Charcuterie board and resin will be provided. Please bring embellishments to incorporate into your board, such as shells, flowers, metal leaves and other findings. This project requires drying time, so pick up will be 3 days after class.

Dates: 1/2-Day Mini-Session, Tuesdays
1:00 PM—3:30 PM

#W26-117A: January 20
#W26-117B: February 24
#W26-117C: March 31
#W26-117D: April 21
#W26-117E: May 19

Fee: \$92.50 Members
\$115.62 Future Members

**#W26-118 Charcuterie Board****Instructor: Haley Ponder**

Make your own unique happy hour centerpiece that will last a lifetime with beautiful embellishments hand-selected by you and sealed with resin. Charcuterie board and resin will be provided. Please bring embellishments to incorporate into your board, such as shells, flowers, metal leaves and other findings. This project requires drying time, so pick up will be 3 days after class.

Dates: 1/2-Day Mini-Session, Fridays
1:00 PM—3:30 PM

#W26-118A: January 23
#W26-118B: February 27
#W26-118C: March 20
#W26-118D: April 17
#W26-118E: May 29

Fee: \$92.50 Members
\$115.62 Future Members

**#W26-119 Charcuterie Board****Instructor: Haley Ponder**

Make your own unique happy hour centerpiece that will last a lifetime with beautiful embellishments hand-selected by you and sealed with resin. Charcuterie board and resin will be provided. Please bring embellishments to incorporate into your board, such as shells, flowers, metal leaves and other findings. This project requires drying time, so pick up will be 3 days after class.

Dates: 1/2-Day Mini-Session, Thursdays
6:30 PM—9:00 PM

#W26-119A: January 29
#W26-119A: February 26
#W26-119B: March 19
#W26-119C: April 9
#W26-119D: May 21

Fee: \$92.50 Members
\$115.62 Future Members

**#W26-120 Kid's Morning Out****Instructor: Haley Ponder**

Kids paint a masterpiece with acrylic paints and step-by-step instruction. Paint a new creation each week, so sign up for multiple classes!

Dates: 1/2-Day Mini-Session, Saturday
9:30 AM—12:00 PM

#S26-120A: January 10
#S26-120B: February 7
#S26-120C: March 14
#S26-120D: April 18
#S26-120B: May 16

Fee: \$47.50 Members
\$59.37 Future Members

**#W26-121 Decoupage Crossbody Bag****Instructor: Carolyn Robinette**

Let's create some fiber art on a canvas zippered crossover bag....All supplies are included. Your choice of napkin art design...and embellishments...so many to choose from.....This bag is great for the beach, shopping at the farmers market, going to lunch, or as a gift. You will also decoupage on a wood charm to dangle from your bag...embellish with some lace, trim, beads if you like.... Everything is provided.. You will be able to complete your fiber art project...in class, and will want to make more.....

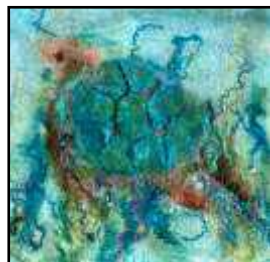
Dates: 1/2-Day Mini-Session, Tuesday
9:30 AM—12:00 PM

#S26-121A: January 20
#S26-121B: February 24
#S26-121C: March 10
#S26-121D: April 14

Fee: \$47.50 Members
\$59.37 Future Members



Scan for VAC Classes

**#W26-122 Discover The magic of Wet Felting****Instructor: Sherry Tamburo**

Using soap, water, fiber and our hands we will explore how the magic happens when fibers connect. We will delve into the versatility of 2-D and 3-D projects in this 4-week class! All materials provided.

Dates: 4 Week Session, Days & Times Vary

#W26-122A: January 13-February 3

(Tuesdays, 1:00 –3:30 PM)

#W26-122B: February 27-March 20

(Fridays, 1:00 –3:30 PM)

#W26-122C: April 13-May 4

(Mondays, 1:00 –3:30 PM)

#W26-122D: April 2-23

(Thursdays, 6:00 –8:30 PM)

Fee: \$130 Members \$162.50 Future Members

**#W26-123 Felting, Vessels****Instructor: Sherry Tamburo**

Using soap, water, fiber and our hands we will explore how the magic happens when fibers connect. We will delve into the versatility 3-D projects in this 2-week class! All materials provided.

Dates: 2 Week Session, Days & Times Vary

#W26-123A: January 15 & 22

(Thursdays, 6:00-8:30 PM)

#W26-123B: February 9 & 16

(Mondays, 1:00–3:30 PM)

#W26-123C: March 31 & April 7

(Tuesdays, 1:00–3:30 PM)

#W26-123D: April 21 & 28

(Tuesdays, 1:00-3:30 PM)

Fee: \$75 Members \$93.75 Future Members

**#W26-124 Table Runner/Trivet/Landscape****(Painting on Fiber)****Instructor: Sherry Tamburo**

This class will acquaint you with the magic of painting with fiber using wet-felting techniques to create a one of a kind piece of art. All Materials supplied.

Dates: 2 Week Session, Days Vary

9:30 AM– 12:00 PM

#W26-124A: January 15 & 22 (Thursday)

#W26-124B: February 9 & 16 (Monday)

#W26-124C: March 23 & 30 (Monday)

#W26-124D: April 22 & 29 (Wednesday)

Fee: \$65 Members \$81.25 Future Members

**#W26-125 Table Runner/Trivet/Landscape****(Painting on Fiber) Evenings****Instructor: Sherry Tamburo**

This class will acquaint you with the magic of painting with fiber using wet-felting techniques to create a one of a kind piece of art. All Materials supplied.

Dates: 1/2 Day Mini Session, Thursdays

6– 8:30 PM

#W26-125A: February 12

#W26-125B: March 12

Fee: \$42.50 Members

\$53.12 Future Members

**#W26-126 Seahorse Acrylic Texture Painting****Instructor: Janessa Tamsett**

Explore texture medium with acrylic paints to create a dimensional abstract seahorse on a canvas. Learn the fundamentals of working with acrylic paint and texture medium. Explore the scope of color mixing, composition, color theory and drawing. All artistic levels are welcome.

Dates: 1/2-Day Mini-Session, Thursday

9:30am—12 PM

#W26-126A: January 8

#W26-126B: April 30

Fee: \$47.50 Members

\$59.37 Future Members

**#W265-127 Watercolor Nautilus Shell****Instructor: Janessa Tamsett**

Explore the beauty of watercolors! Learn techniques in this class and create paintings of nautilus shells on 9" x 12" watercolor paper. First, students will explore watercolor techniques to create a single nautilus shell and the instructor will teach the following: glazing, masking, puddling, salt, wet on dry and wet on wet. These techniques will be then applied to the nautilus collage of shells on another 9"x12" paper. All artistic levels are welcome.

Dates: 1/2-Day Mini-Session, Tuesday
9:30 AM—12 PM

#W26-127A: January 13

#W26-127B: April 7

Fee: \$44.50 Members
\$55.62 Future Members

**#W26-128 Sailboat Watercolor****Instructor: Janessa Tamsett**

Discover watercolors in this class and create a beautiful sailboat landscape. All artistic levels are welcome! First, we will explore watercolor techniques: glazing, masking, puddling, salt, wet on dry and wet on wet. These techniques will be then applied to the sailboat scene that students will create. All materials will be included.

Dates: 1/2-Day Mini-Session, Tuesday
1:00-3:30 PM

#W26-128A: January 27

#W26-128B: April 14

Fee: \$44.50 Members
\$55.62 Future Members

#W26-129 Lady in Dress with Acrylics**Instructor: Janessa Tamsett**

Students will design a lady in a dress. Paint the background in your choice of color. Students will draw woman's silhouette and learn the fundamentals of working with acrylic paint on a 9x12 canvas. Explore the scope of painting from realism to abstract, color theory, composition, value study and drawing. All artistic levels welcome!

Dates: 1/2-Day Mini-Session, Thursday
9:30-12 PM

#W26-129A: February 5

Fee: \$44.50 Members
\$55.62 Future Members

**#W26-130 Acrylic Palm Tree Silhouette****Instructor: Janessa Tamsett**

Unleash your creativity in this exciting acrylic painting class where you will create a sunset palm scene. In this art class you will learn the fundamentals of working with acrylic paint as you explore techniques from realism to abstract, delve into color theory, composition, value study and drawing. All materials are included.

Dates: 1/2-Day Mini-Session, Thursday
9:30 AM— 12:00 PM

#W26-130A: February 12

#W26-130B: April 16

Fee: \$44.50 Members
\$55.62 Future Members

**#W26-131 Sea Turtle Watercolor****Instructor: Janessa Tamsett**

Join us for an engaging class where you'll create a majestic sea turtle! Learn essential drawing skills and watercolor techniques, including glazing, masking, puddling, salt, wet on dry, and wet on wet. Discover the freedom of watercolors and master the art of controlling your paints. This workshop is perfect for beginners, but all artistic levels are welcome!

Dates: 1/2-Day Mini-Session, Thursday
9:30 AM— 12: PM

#W26-131A: February 26

#W26-131B: April 23

Fee: \$44.50 Members
\$55.62 Future Members



#W26-132 Pineapple Watercolor
Instructor: Janessa Tamsett

Expand your creative expression by learning how to paint with watercolors! Learn basic drawing skills to create a pineapple and yours might have a twist! Explore the basics of traditional watercolor techniques: glazing, masking, puddling, salt, wet on wet and working with color. All artistic levels are welcome. All materials included.

Dates: 1/2-Day Mini-Session, Thursday
 1-3:30 pm

#W26-132A: March 12
 #W26-132B: May 7

Fee: \$44.50 Members
 \$55.62 Future Members



#W26-133 Tree Frog Watercolor
Instructor: Janessa Tamsett

Jump into the world of watercolors! Join a fun and engaging class where you'll learn to paint a whimsical or realistic tree frog in your own unique style. We'll explore a variety of techniques, including puddling, wet on wet, glazing, and wet on dry. This class is perfect for all artistic levels, especially beginners—no prior experience is necessary! We can't wait to see you there, and feel free to invite a friend to share in the creativity!

Dates: 1/2-Day Mini-Session, Thursday
 1-3:30 pm

#W26-133A: March 19

Fee: \$44.50 Members
 \$55.62 Future Members



#W26-134 Acrylic Canvas Colorful Toucan
Instructor: Janessa Tamsett

Discover your artistic side in this exciting acrylic painting class featuring a colorful toucan! Students will draw a toucan and learn the fundamentals of working with acrylic paint. Explore the scope of painting from realism to abstract, color theory, composition, value study and drawing. All artistic levels welcome!

Dates: 1/2-Day Mini-Session, Monday
 9:30-12 pm

#W26-134A: March 23
 #W26-134B: May 21

Fee: \$44.50 Members
 \$55.62 Future Members



#W26-135 Flamingo Watercolor
Instructor: Janessa Tamsett

Paint a flamingo with watercolors! Learn different techniques of glazing, masking, puddling, salt, wet on wet and working with color. Explore creative supplies for applying color and creating textures. Discover the freedom of watercolors and learn how to control your paints. No experience required.

Dates: 1/2-Day Mini-Session, Monday
 9:30-12 pm

#W26-135A: January 19
 #W26-135B: March 30

Fee: \$44.50 Members
 \$55.62 Future Members



#W26-136 Acrylic Canvas Angel Fish
Instructor: Janessa Tamsett

In this workshop, students will learn to use texture medium with acrylic paints to create a dimensional angel fish on canvas. Learn the fundamentals of working with acrylic paint and texture medium. Explore the scope of color mixing, composition, color theory and drawing. All artistic levels are welcome.

Dates: 1/2-Day Mini-Session, Thursday
 1-3:30 pm

#W26-136A: April 2
 #W26-136B: May 28

Fee: \$44.50 Members
 \$55.62 Future Members

**#W26-137 Silk Scarf Painting****Instructor: Linda Tilson**

Experience the fun of painting on silk while creating two beautiful, original silk scarves. No painting experience necessary - just a desire to play with color and design while learning silk painting techniques. Linda brings lots of samples for inspiration and all supplies are included.

Dates: 1/2-Day Mini-Session, Days Vary
1:00-3:30 PM

#W26-137A: January 19 (Monday)
#W26-137B: February 17 (Tuesday)
#W26-137C: March 26 (Thursday)
#W26-137D: April 7 (Tuesday)

Fee: \$67.50 Members
\$84.37 Future Members

**#W26-138 Shibori Table Napkins****Instructor: Linda Tilson**

Shibori is an ancient Asian method for creating designs on fabric by folding, pleating, stitching, tying then dyeing. Create four artful table napkins using these fun techniques. All supplies are included. Great for gifts!

Dates: 1/2-Day Mini-Session, Days Vary
1:00-3:30 PM

#W26-138A: January 27 (Tuesday)
#W26-138B: February 24 (Tuesday)
#W26-138C: March 19 (Thursday)
#W26-138D: April 8 (Wednesday)

Fee: \$57.50 Members
\$71.87 Future Members

Ways to Support The Venice Art Center:

- ♦ Become a member
 - ♦ Volunteer
- ♦ Make a donation
- ♦ Attend our events
 - ♦ Buy a brick
- ♦ Leave a legacy gift and ensure the future of art and culture in your community for years to come.

For information on how you can make a difference, please call 941-485-7136.



Support the Arts Today!

#W26-140 Travel Art Journaling Books**Instructor: Rosa Valladares**

This class is designed for travelers, takers of journeys and finders of treasures who want to capture memories of all types and keep them in artistic books. Build four different kinds of books/travel journals that involve folding papers and minimal sewing. Incorporate quotes, repurposed vintage items, use of vintage postcards and your own photographs from past trips in the creation of your books. You will select a simple palette of a few colors, then gather papers and other items to

Dates: 4 Weeks, Tuesday
9:30 AM—12:00 PM

#F26-140A: February 3—February 24

Fee: \$100 Members \$125 Future Members

#W26-141 Printmaking: Textures in Nature**Instructor: Rosa Valladares**

This class is about discovering nature and its texture as a source for design. Organic structures and materials can be intriguing and utilized to create new ideas. You will create a master plate using a plethora of these natural materials by studying the found textures and cutting, gluing, and drawing an image/collaged onto the plate, then inking the paper and pressing onto the plate using a printing press. The finished print is pulled from the plate. Surprise is a fact to consider in this production....it will amaze you!

Dates: 4 Weeks, Tuesday
9:30 AM—12:00 PM

#W26-141A: March 3—March 31
(No class 3/24)

Fee: \$100 Members \$125 Future Members

Open Studio: Printmaking

Create magical images thinking backwards or opposites of the norm. Use our etching press that easily accommodates 22" x 30" paper. Bring your own inks, papers, rollers, clean up materials, etc. No instruction, but a monitor will be available for camaraderie and assistance if necessary.

**#W901A: FULL DAY****9:30 AM—3:30 PM****Dates:** FRIDAYS

January 2 & 16

February 27

March 6 & 20

April 3, 17 & 24 May 8, 15, 22 & 29

Fee: \$10 Members \$15 Future Members**#W901B: HALF DAY****9:30 AM—12:30 PM****Dates:** SATURDAYS

January 3, 10, 17 & 24

February 7, 14 & 28 March 7, 14 & 21

Fee: \$5 Members \$7 Future Members

The Sales Gallery at:



Find unique, one-of-a-kind items
created by local member artists.
All sales support our artists and
Venice Art Center programs.





#W26-201 Photography Basics for Beginners

Instructor: Harry Cutting

Understanding and using your camera's controls. Learn simple tips and tricks that will improve your photography right away. Learn how to make your photos more interesting through better composition. Learn how anticipating the picture and waiting for the picture are key to making unique photos. Learn tips to help you "see the picture." Learn how to edit and adjust your photos to make them pop. Please bring your camera, phone, pen and paper to class.

Dates: 4 Weeks, Thursdays
1:00 PM—3:30 PM

#W26-201A: April 16-May 7

#W26-201B: May 14-June 4

Fee: \$90 Members \$112 Future Members

#W26-202:

Advanced Lightroom Techniques

Instructor: Carole Dicker

This class covers Adobe lightroom versions for Phone, Tablet, or Laptop/Desktop. All versions have the same features to be addressed, though the user interface varies. Although I find it difficult to use LR on a phone, you might want the immediate gratification for some features before you send it off. The class will specifically cover Denoise, Raw Details, & Super Resolution; Masking (in Depth), AI Remove, and the Blur/Focus features. As needed, we can do an overall review of Lightroom as a starter.

Dates: 2 Weeks, Mondays
9:30 AM—12:00 PM

#W26-202A: January 5 & 12

#W26-202B: February 2 & 9

Fee: \$45 Members \$56.25 Future Members



#W26-204: Know Your Camera

Instructor: Robert Nishihira

Unlock the mystery of f-stops and shutter speeds as you learn to apply photo techniques to enhance your photo-art aesthetic. Lesson-based assignments will be given each week followed by in-class critiques.

Dates: 6 Weeks, Fridays
9:30 AM—12:00 PM

#W26-204A: January 9-February 13

Fee: \$135 Members
\$168.75 Future Members



#F25-205 Essentials

Instructor: Robert Nishihira

"Light makes photography. Embrace light. Admire it. Love it. But above all, know light." -George Eastman. In this class you will come to know light as you light your pathway to success in photography.

Dates: 6 Weeks, Fridays
1-3:30 PM

#W26-205A: January 9-February 13

Fee: \$135 Members
\$168.75 Future Members



Jewelry

#W26-301: Tear Drop Earrings—New!

Instructor: Katrina Meyer

Learn how to curve wire into an attractive shape, adding beads of your choice to make these earrings uniquely your own. All materials supplied.

Date: 1/2-day Mini-Session, Friday
1:00—3:30pm

#W26-301A: January 2

#W26-301B: May 1

Fee: \$57.50 Members
\$71.87 Future Members





#W26-302: Sculpted Pendant
Instructor: Katrina Meyer

This is an intermediate-level design, so prior experience with wire is recommended. Learn to swirl and curl wire around dichroic fused glass or natural stone to create your own individual sculpture. All materials supplied.

Date: 1/2-day Mini-Session, Monday
 1:00–3:30 PM

#W26-302A: January 5

Fee: \$62.50 Members
 \$78.12 Future Members



#W26-303: Versatile Pendant Wrap—New!
Instructor: Katrina Meyer

Learn how to wire wrap a natural stone, shell, beach glass, etc., in a design that easily transforms a simple object into wearable art. Get creative with the decorative embellishments you'll learn in this session. No experience with wire is necessary. All materials supplied.

Date: 1/2-day Mini-Session, Friday
 1:00–3:30 PM

#S26-303A: January 30

Fee: \$62.50 Members
 \$78.12 Future Members



#W26-304: Bead as Pendant
Instructor: Katrina Meyer

This is a creative way to use a single bead of any size to make an attractive pendant with silver or gold wire. No prior experience with wire is necessary. Come and have fun! All materials supplied.

Date: 1/2-Day Mini-Session, Tuesday
 1:00–3:30 PM

#W26-304A: February 3

Fee: \$57.50 Members
 \$71.87 Future Members



#W26-305: Sweep Earrings
Instructor: Katrina Meyer

These earrings are fun to make as you learn how to control wire to make lovely, flattering curves. A little hammering will texture the wire. One pair of sterling silver or 14k. gold-filled ear wires will be provided. Multiple pairs of earrings in various colors can be made, time permitting. All materials supplied.

Date: 1/2-Day Mini-Session, Thursday
 6:30 –9:00 PM

#W26-305A: February 12

Fee: \$57.50 Members
 \$71.87 Future Members



#W26-306: Double Bead Drop Earrings
Instructor: Katrina Meyer

Tickle your fancy with this curvy design and choose beads of any size to match your favorite outfit. We'll make more than one pair, time permitting. Ear wires of sterling silver or 14k. Gold-filled wire will also be supplied. All materials included.

Date: 1/2-Day Mini-Session, Days Vary
 1:00–3:30 PM

#W26-306A: March 2 (Monday)

#W26-306B: April 9 (Thursday)

Fee: \$57.50 Members
 \$71.87 Future Members



#W26-307: Spiral Orbit Earrings—New!
Instructor: Katrina Meyer

Have a whirlwind of a good time learning how to shape wire into a design that's full of movement. Choose from a variety of beads to complete the look you desire. All materials are included, as well as sterling silver and 14k. gold filled ear wires.

Date: 1/2 day mini-session, Tuesday,
 1:00–3:30 PM

#W26-307A: March 10

Fee: \$55 Members
 \$68.75 Future Members

Jewelry



#W26-308: Slant Wrap Bead Bracelet-- New!

Instructor: Katrina Meyer

In this class you'll learn to work with wire of different sizes and your choice of beads in metal, glass, wood or natural stone. You will make a cuff bracelet, letting your creativity play with colors and patterns. Come and have some fun! No experience with wire is needed for this interesting accessory. All materials supplied.

Date: 1/2-day Mini-Session, Days Vary
6:30-9:00 PM

#W26-308A: March 19 (Thursday)
#W26-308B: May 13 (Wednesday)

Fee: \$62.50 Members
\$78.12 Future Members



#W26-309: Sparkle Ring

Instructor: Katrina Meyer

You'll enjoy making this darling little ring! Add sparkle to your hand with your choice of a faceted stone in various colors and 14k. gold-filled or sterling silver wire. All materials supplied.

Date: 1/2-day Mini-Session, Monday
1:00-3:30pm

#S26-309A: April 20

Fee: \$72.50 Members
\$90.62 Future Members



#W26-310: In & Out Bracelet

Instructor: Katrina Meyer

This intricate-looking bracelet is easier to make than it may appear, but it will surely impress everyone who sees you wearing it. And make it uniquely yours with your choice of beads. All materials supplied.

Date: 1/2-day Mini-Session, Tuesday
1:00-3:30pm

#S26-310A: April 28

Fee: \$62.50 Members
\$78.12 Future Members

Ceramics & Pottery

Each series includes clay, glazes and firing, unless otherwise noted.



#W26-401 Pottery on & Off the Wheel

Instructor: Julie Baxter

Get lost in time while you learn the basics of pottery: pinching, coiling, slabs and "throwing" on the wheel. This class is for all levels. There will be demonstrations of each process. We will fire all work. Class is limited to six students.

Dates: 8 Weeks, Mondays
1:00-4:00 PM

#W26-401A: January 5-March 2
(No class 2/23)

Fee: \$307 Members
\$383.75 Future Members



#W26-402 Three Day Raku Workshop

Instructor: Julie Baxter and Jeanne Palmer

Create unusual pieces and experience this exciting firing technique-the ultimate instant gratification! Witness glowing red pots emerge from the kiln and smolder in sawdust and smoke to yield RAKU's fabulous special effects. It is a "Pyromaniac's Dream!" Raku clay and glazes are provided.

Dates: 3 Day Mini-Session, Days and Times Vary

#W26-402A:
January 13 & 20: 6:00-9:00 PM (Tuesday)
February 1:11 AM - 3 PM (Sunday)

#W26-402B:
February 24 & March 3: 6:00-9:00 PM (Tuesday)
March 15: 11 AM - 3 PM (Sunday)

Fee: \$144 Members \$180 Future Members

Ceramics & Pottery

Each series includes clay, glazes and firing, unless otherwise noted.



#W26-403 Beginning & Intermediate Box Building **Instructor: Mary Bersey**

Beginners will learn how to hand-build small and medium size boxes. Intermediates will stretch your imagination to think "outside" the box. Tools will be provided for the first class, with recommendations to follow. This can be messy, so wear old clothes or bring

Dates: 5 Weeks, Thursdays
1:00 PM—4 PM

#W26-403A: January 8—February 5
#W26-403B: April 9—May 7

Fee: \$212.50 Members



#W26-404 Get Away....With Clay! Wednesdays **Instructor: Erica Groff**

In this class for beginner-intermediate students, you will learn a variety of hand building techniques, basic wheel throwing and decorative ideas. Get familiar with terminology, tools and equipment use/care. Come with your own project or choose an assigned project and get ready to explore ceramics! Beginner and intermediate levels.

Dates: 6 Weeks, Wednesdays
5:00 PM—8 PM

#W26-404A: January 7—February 11
#W26-404B: February 25—April 8
(No class 3/4)
#W26-404C: April 15—May 20

Fee: \$244 Members
\$305 Future Members



#W26-405 Get Away....With Clay! Mondays **Instructor: Erica Groff**

In this class for beginner-intermediate students, you will learn a variety of hand building techniques, basic wheel throwing and decorative ideas. Get familiar with terminology, tools and equipment use/care. Come with your own project or choose an assigned project and get ready to explore ceramics! Beginner and intermediate levels.

Dates: 6 Weeks, Mondays
5:00 PM—8 PM

#W26-405A: January 5-February 9
#W26-405B: March 2-April 13 (No class 4/6)

Fee: \$244 Members
\$305 Future Members



#W26-406 Wheel Throwing with "Kecker" **Monday Morning** **Instructor: Alan Keck**

Student-directed learning on the wheel. Open to all levels for wheel throwing and self-directed hand builders with experience. If it can be made on the potter's wheel, "Kecker" can teach it.

Dates: 8 Weeks, Mondays
9:30 AM—12:30 PM

#W26-406A: January 5—March 2
(No class 2/23)
#W26-406B: March 9—May 4 (No class 4/6)

Fee: \$307 Members
\$383.75 Future Members



#W26-407 Wheel Throwing with "Kecker" **Thursday Morning** **Instructor: Alan Keck**

Student-directed learning on the wheel. Open to all levels for wheel throwing and self-directed hand builders with experience. If it can be made on the potter's wheel, Kecker can teach it.

Dates: 8 Weeks, Thursdays
9:30 AM—12:30 PM

#W26-407A: January 8—March 5
(No class 2/19)
#W26-407B: March 12—April 30

Fee: \$307 Members
\$383.75 Future Members



#W26-407 Wheel Throwing with "Kecker" **Monday Afternoon** **Instructor: Alan Keck**

Student-directed learning on the wheel. Open to all levels for wheel throwing and self-directed hand builders with experience. If it can be made on the potter's wheel, Kecker can teach it.

Dates: 6 Weeks, Mondays
1 PM—4 PM

#W26-407C: March 9—April 20 (No class 4/6)

Fee: \$244 Members
\$305 Future Members

Each series includes clay, glazes and firing, unless otherwise noted.



#W26-408 Exposed Coil Method
Monday Afternoon
Instructor: Alan Keck

This class will focus on the exposed coil method for creating asymmetrical as well as more formal symmetrical forms. We will be using exposed coils to create design motifs in the project as each piece is

Dates: 4 Weeks, Mondays
 1:00 PM--4:00 PM

#W26-408A: January 5—26
 #W26-408B: February 2—23

Fee: \$171 Members
 \$213 Future Members



#W26-409 Tuesday Morning Madness
Instructor: Pat Kelly

The class is small enough for individual instruction, either hand-building or on the wheel. Glazing techniques are covered by the third week. Creative ideas are welcome so come and create your masterpiece. Beginners and advanced students are welcome.

Dates: Weeks Vary, Tuesdays
 9:30 AM—12:30 PM

Dates: 5 Weeks
 #W26-409A: January 6 —February 3
 #W26-409B: February 10—March 10

Fee: \$212 Members
 \$265.62 Future Members

Dates: 6 Weeks
 #W26-409C: March 17—April 21
 #W26-409D: April 28—June 2

Fee: \$244 Members
 \$305 Future Members



#W26-410 Terrific Tuesdays
Instructor: Pat Kelly

The class is small enough for individual instruction, either hand-building or on the wheel. Glazing techniques are covered by the third week. Creative ideas are welcome so come and create your masterpiece. Beginners and advanced students are welcome.

Dates: Weeks Vary, Tuesdays
 1:00-4:00 PM

Dates: 5 Weeks
 #W26-410A: January 6 —February 3
 #W26-410B: February 10—March 10

Fee: \$212 Members
 \$265.62 Future Members

Dates: 6 Weeks
 #W26-410C: March 17—April 21
 #W26-410D: April 28—June 2

Fee: \$244 Members
 \$305 Future Members



#W26-411 Wednesday Wonders
Instructor: Pat Kelly

This morning class will cover hand-building and wheel throwing, your choice. Come create in clay whether you are advanced or new to the medium. We will start glazing by the third week with instructions in glaze techniques. Beginner and advanced students welcome.

Dates: Weeks Vary, Wednesdays,
 9:30 AM-12:30 PM

Dates: 6 Weeks
 #W26-411A: January 7—February 11

Fee: \$244 Members
 \$305 Future Members

Dates: 5 weeks
 #W26-411B: February 25—March 25
 #W26-411C: April 1—April 29
 #W26-411D: May 6—June 3

Fee: \$212 Members
 \$265.62 Future Members

Thank you to our outstanding instructors for sharing

Ceramics & Pottery

Each series includes clay, glazes and firing unless otherwise noted.



#W26-412 Wonderful Wednesdays

Instructor: Pat Kelly

This afternoon class is for beginner and advanced students. Hand-building and wheel lessons will be covered. Explore techniques for working in clay and glazes. Now is the time to try something new!

Dates: Weeks Vary, Wednesdays,
1:00-4:00 PM

Dates: 6 Weeks

#W26-412A: January 7—February 11

Fee: \$244 Members
\$305 Future Members

Dates: 5 weeks

#W26-412C: April 1—29

#W26-412D: May 6—June 3

Fee: \$212 Members
\$265.62 Future Members



#W26-413 Glazing—The Final Frontier

Instructor: Pat Kelly

Are you Glaze Dazed? The emphasis will be on glaze application and glazing techniques, using the Art Center's glazes. This is a class for anyone who has had a pottery class and has a desire to expand their repertoire of glazing skills. Each week there will be a demo of a variety of glazing methods. There will be time to make pots in class but bring any unglazed pots if you have them from any VAC pottery class. This is not a class for someone who has never worked in clay.

Dates: 5 weeks, Wednesdays,
1:00—4:00 PM

#W26-413A: February 25—April 1

Fee: \$212 Members
\$265.62 Future Members



#W26-414 Fun in the Mud: All Levels

Instructor: Jeanne Palmer

Delve into a variety of techniques using the wheel and slab methods. Discover hidden talents as you develop skills making bowls, mugs, vases, etc. Experiment with glazes and create your own masterpieces. It's "Fun in the Mud!" All levels are welcome to learn the art of pottery making.

Dates: 5 Weeks, Thursdays,
1:00—4:00 PM

#W26-414A: January 8—February 5

#W26-414B: February 26—March 26

#W26-414C: April 2—30

#W26-414D: May 7—June 5

Fee: \$212 Members
\$265.62 Future Members



#W26-415 Fun in the Mud: All Levels

Instructor: Jeanne Palmer

Delve into a variety of techniques using the wheel and slab methods. Discover hidden talents as you develop skills making bowls, mugs, vases, etc. Experiment with glazes and create your own masterpieces. It's "Fun in the Mud!" All levels are welcome to learn the art of pottery making.

Dates: 5 Weeks, Thursdays,
6:00-9:00 PM

#W26-415A: January 8—February 5

#W26-415B: February 26—March 26

#W26-415C: April 2—30

#W26-415D: May 7—June 5

Fee: \$212 Members
\$265.62 Future Members



Follow us on
Instagram

Open Studio: Pottery

The pottery studio will be open for students currently enrolled in VAC pottery or ceramics classes.
All clay must be purchased from the Venice Art Center.

Dates: FRIDAYS

January 2 —May 29

No Open Studio:

February 20 & 21, March 27,
April 4, May 23 & 30

#902A: FULL DAY

9:30 AM—3:30 PM

Fee: \$15 Members

\$20 Future Members

#902B: HALF DAY

9:30 AM—12:00 PM

Dates: SATURDAYS

No Open Studio:

February 20 & 21, March 27,
April 4, May 23 & 30

#903C: HALF DAY

9:30 AM—12:30 PM

Fee: \$7.50 Members

Sculpture

Each series includes clay, glazes and firing unless otherwise noted.

#W26-416 Clay Sculpture Single Sessions: (A La Carte) Tuesday Afternoon Sculpture in Clay **Instructor: Beth Burgan**

Clay Sculpture Single Sessions, Wednesdays, 1-4pm.
Choose the idea time and date in your sculpture experience to work with the instructor to deepen your skills. The 3-hour a la carte offering allows students to add extra hands-on time to a current series and/or respond to a challenging construction process.

Dates: 1 day mini session, Tuesdays
1—4 PM

#W26-416A: January 6
#W26-416B: January 13
#W26-416C: January 20
#W26-416D: January 27
#W26-416E: February 3
#W26-416F: February 10
#W26-416G: February 24
#W26-416H: March 3
#W26-416I: March 10
#W26-416J: March 17
#W26-416K: March 24
#W26-416L: March 31
#W26-416M: April 7
#W26-416N: April 14
#W26-416O: April 21
#W26-416P: April 28
#W26-416Q: May 5
#W26-416R: May 12
#W26-416S: May 19

Fee: \$ 42.75 Members
\$53.43 Future Members

Join our fun and dedicated team of volunteers! Email info@veniceartcenter.com

VOLUNTEER

Sculpture

Each series includes clay, glazes and firing unless otherwise noted.



**#W26-419 Sculpture in Clay:
Beginner to Advanced
Instructor: Beth Burgan**

All skill levels are welcome. Take time in your week to explore working with clay. Bring your ideas and with support of the instructor, complete a sculpture you would be proud to take home.

Dates: 5 Weeks, Wednesdays
9:15 AM—12:15 PM

#W26-419A: January 7-February 4
#W26-419B: February 11-March 18
(No class Feb. 18)
#W26-419C: April 1-April 29

Fee: \$ \$212.50Members
\$265.62 Future Members



**#F26-420 Sculpture in Clay:
Beginners to Advanced
Instructor: Beth Burgan**

All skill levels are welcome. Take time in your week to explore working with clay. Bring your ideas of things you always wanted to sculpt. The instructor will demonstrate and work with you individually to complete a sculpture you will love!

Dates: 5 Weeks, Wednesdays
1—4 PM

#W26-420A: January 7-February 4
#W26-420B: February 11-March 18
(No class Feb. 18)
#W26-420C: April 1-April 29

Fee: \$ \$212.50Members
\$265.62 Future Members



**#W26-421 Sculpture in Clay Single Session
Instructor: Beth Burgan**

Choose the ideal time and date in your sculpture experience to work with the instructor to deepen your skills. The 3 hour a la carte offering, allows students to add extra hands-on time to a current series and or respond to a challenging construction process. It also provides the time you need to complete a piece from a previous sculpture series without committing to a 5 or

Dates: 1 Week session, Wednesdays,
1:00-4:00 PM

#W26-421A: May 6
#W26-421B: May 13
#W26-421C: May 20

Fee: \$ 42.75 Members
\$53.43 Future Members

Open Studio: Sculpture

The sculpture studio will be open for students currently enrolled in a VAC sculpture class.
All clay must be purchased from the Venice Art Center.



Dates: FRIDAYS

January 2-May 29
No Open Studio: 2/20, 2/21,
3/6, 3/27, 4/4, 5/23 & 5/30

#904A: FULL DAY
9:30 AM—3:30 PM

Fee: \$15 Members
\$20 Future Members

#904B: HALF DAY
9:30 AM—12:00 PM

Fee: \$7.50 Members
\$12.75 Future Members

Dates: SATURDAYS

January 2-May 16
No Open Studio: 2/20, 2/21,
3/6, 3/27, 4/4, 5/23 & 5/30

#904C: HALF DAY
9:30 AM—12:30 PM

Fee: \$7.50 Members
\$12.75 Future Members

**Sign up to receive emails about classes,
workshops, exhibitions, concerts and events at
www.VeniceArtCenter.com.**



#W26-501: Starting From Scratch: Drawing 101
Instructor: Linda Larisch

This is a good place for the budding artist to start or refresh. The biggest challenge is learning how to "see" and how to render three dimensions onto a two dimensional surface. Learn basic concepts such as value, shading, composition, proportion and perspective. Simple tools are pencils, paper, and eraser, but ask for a supply list.

Dates: 4 Weeks, Days Vary
 9:30-12:00 PM

#W26-501A: January 20-February 10 (Tuesdays)
 #W26-501B: February 27-March 20 (Fridays)
 #W26-501C: April 3-24 (Fridays)



#W26-502: Introduction to Basic Drawing
Instructor: Gary Maria

For beginning levels, this class provides drawing instruction based upon sequential textbook lessons using photographs for reference. Learn to use the elements of draftsmanship including axis lines, contours, form modeling with tonal values, and more. We will experiment with various drawing ideas and techniques using graphite pencil only.

Dates: 5 Weeks, Mondays
 9:30 AM—12:00 PM

#W26-502A: January 5-February 2
 #W26-502B: March 16-April 20 (No class 4/6)

Fee: \$112.50 Members
 \$140.62 Future Members



#W26-503: Portrait Drawing: Black Media
Instructor: Gary Maria

The class will pursue drawing approaches for portraiture, and will include drawing instruction and lecture with an emphasis on academic handling and technique. Media include graphite and /or charcoal. Drawing from instructor supplied photographs to achieve form, likeness, and proportion will challenge students. Drawing skills required.

Dates: 5 Weeks, Mondays
 1:00—3:30 PM

#W26-503A: January 5-February 2
 #W26-503B: March 16-April 20 (No class 4/6)

Fee: \$112.50 Members
 \$140.62 Future Members



#W26-504: Mixed media: India Ink & Watercolor
Instructor: Gary Maria

Experience the unique drawing effects possible with India ink and watercolor wash. Create expressive, graphic works with strong blacks using dry brush, hatched line, and watercolor wash. We will experiment with various looks and techniques using photographic reference of different subject matter, drawing methods, and styles. All levels welcome.

Dates: 4 Weeks, Mondays
 9:30 AM—12:00 PM

#W26-504A: February 9-March 9 (No class 2/23)
 #W26-504B: April 27-May 18

Fee: \$90 Members \$112.5 Future Members



#W26-505: Portrait Drawing: Color Media
Instructor: Gary Maria

For intermediate levels, the class will pursue drawing approaches for portraiture and will include lecture, drawing and pastel instruction with an emphasis on academic techniques using instructor-supplied photographs. Media include charcoal in pencil or vine form and pastel in pencil or stick form. Subject matter will vary weekly.

Dates: 4 Weeks, Mondays
 1:00-3:30 PM

#W26-505A: February 9-March 9 (No class 2/23)
 W26-505B: April 27-May 18

Fee: \$90 Members \$112.5 Future Members



#W26-506: Landscape Elements: Pencil Sketches
Instructor: Gary Maria

Learn to draw traditional landscape works that include buildings, mountains, and trees from photographs. Warm-up sketches will precede a different project weekly. Study blocking-in, composition, gray scale tones, light and shadow, perspective effects and sketching techniques using graphite pencil. Subject matter will vary. All levels welcome.

Dates: Weeks Vary, Tuesdays
 1:00-3:30 PM

#W26-506A: February 10-March 10 (5 Weeks)
 Fee: \$112.50 Members
 \$140.62 Future Members

#W26-506B: April 21-May 12 (4 Weeks)
 Fee: \$90 Members



#W26-507: Figure Drawing: Black Media
Instructor: Gary Maria

For intermediate levels, the class will include lecture and drawing instruction with an emphasis on academic techniques using instructor supplied drawings and photographs of clothed and unclothed models. Structured sequential lessons with timed sketches and drawings in graphite or charcoal will stress gesture, form modeling, proportion, and light and shade effects.

Dates: 5 Weeks, Tuesdays
 1:00-3:30 PM

#W26-507A: January 6-February 3
 #W26-507B: March 17-April 14

Fee: \$112.50 Members
 \$140.62 Future Members



#W26-508: Colored Pencil Close Ups
For Beginners & Beyond
Instructor: Laura McElhinney

Slow down and see more. In this colored pencil class for beginner to intermediate artists, we'll explore the world in close-up—zooming in on flowers, feathers, leaves, shells, and other natural textures. Learn techniques for layering, blending, and capturing fine detail as we bring small subjects vividly to life. Whether you're new to drawing or ready to sharpen your skills, this class will help you see the extraordinary in the everyday.

Dates: 4 Weeks, Thursdays
 1:00-3:30 PM

#W26-508A: January 8-29
 #W26-508B: April 2-30
 #W26-508C: May 7-June 4

Fee: \$96 Members \$118.50 Future Members



#W26-509: Pastels w/ Laura
Instructor: Laura Pommier

Color is the driving force. We alternate between photo references and studies from life addressing a variety of subject matter. Students will learn about the qualities of pastels and different substrates. Concentration will be on composition, mass and values. Follow demos or work on individual inspirations. For beginner to advanced students.

Dates: 4 Weeks, Thursdays
 9:30 AM-12:00 PM

#W26-509A: January 8-29
 #W26-509B: February 5-March 12
 (No class 2/19 & 3/5)
 #W26-509C: March 19-April 9
 #W26-509D: April 16-May 7
 #W26-509E: May 14-June 4

Fee: \$90 Members \$112.50 Future Members



#W26-510: Basic Drawing
Instructor: Frances Smith

Great class for beginners or a "brush up" back to basics class. Starting with line drawing and leading up to a full light and shade lesson. Placement of paper and relating to objects is important. Note this: Anyone can paint but not everyone can draw! I will show you how to draw!

Dates: 4 Weeks, Wednesday
 9:30 AM-12:00 PM

#W26-510A: January 7-28
 #W26-510B: February 4-March 4 (No class 2/18)
 #W26-510C: March 11-April 1
 #W26-510D: April 8-29
 #W26-510E: May 6-27

Fee: \$90 Members \$112.50 Future Members



#W26-511: Pastels
Instructor: Frances Smith

A Vibrant medium! We will create colorful art of various subjects using hard and soft pastels-even pastel pencils. We will work on toned pastel or charcoal paper. Lots of Demos too!

Dates: 4 Weeks, Thursdays
 9:30 AM-12:00 PM

#W26-511A: January 15-February 5
 #W26-511B: April 2-23

Fee: \$90 Members \$112.50 Future Members

**#W26-512: Pastel Fundamentals****Instructor: Susan Wilcox**

All subjects and skill levels welcomed.
Demonstrations will be done each week, as well as individualized instruction and critiques. Photo references will be used.

Dates: 4 Weeks, Wednesday

1:00-3:30 PM

#W26-512A: January 7-28

Fee: \$90 Members \$112.50 Future Members

VENICE ART CENTER **BECOME A MEMBER!**

Venice Art Center Membership lasts one full year from the date in which you join.

Benefits of Membership:
Receive membership discounts on classes, workshops, events, concerts and exhibition fees.

\$65	INDIVIDUAL
\$75	COUPLE
\$100	FAMILY
\$20	STUDENT

SAVE TODAY!

I VALUE THE ARTS!

HOW TO SUPPORT THE VENICE ART CENTER:

- Become a member
- Volunteer
- Make a donation
- Attend our events
- Buy a brick
- Leave a legacy gift & ensure the future of art & culture in your community for years to come.



Scan for VAC Classes



ARTCAFFE
ITALIAN CATERY

Catering, Take Out & Wine List Available

artcaffevenicefl@hotmail.com

www.veniceartcaffe.com

941.786.9023





#W26-601 Oil Painting Beginner to Advanced
Instructor: Lynn Aylsworth

You will work on still lifes, landscapes, portraits, and seascapes. You will be encouraged to retain your own "handwriting," sense of design, and composition. You select the subject matter and work from photographs. Step-by-step instructions are available for beginners. Bring any photos or images that interest you to use in the class.

Dates: # of Weeks Vary, Monday
 9:30 AM—12:00 PM

Dates: 6 Weeks,
 #W26-601A: January 5-February 9
 #W26-601B: February 23-March 30

Fee: \$135 Members
 \$168.75 Future Members

Dates: 4 Week session:
 #W26- 601C: April 13-May 4

Fee: \$90 Members \$112.50 Future Members



#W26-602 Oil Painting Beginner to Advanced
Instructor: Lynn Aylsworth

You will work on still lifes, landscapes, portraits, and seascapes. You will be encouraged to retain your own "handwriting," sense of design, and composition. You select the subject matter and work from photographs. Step-by-step instructions are available for beginners. Bring any photos or images that interest you to use in the class.

Dates: # of Weeks Vary, Monday
 1:00-3:30 PM

Dates: 6 Weeks,
 #W26-602A: January 5-February 9
 #W26-602B: February 23-March 30

Fee: \$135 Members
 \$168.75 Future Members

Dates: 4 Week session:
 #W26-602C: April 13-May 4

Fee: \$90 Members \$112.50 Future Members



#W26-603 Painting Landscape in Tonal/ Impressionistic Tradition Level 1
Instructor: Emilia Farrell

The impressive and successful paintings of any subject matter, in the process of its creation, depend on these fundamental elements that harmoniously work together: composition, perspective, placement, brushwork, color and value relationships. Working from prints, or photos, you will be guided by instructor throughout the development of your painting. The peer critique will offer valuable feedback and the sense of camaraderie.

Dates: 6 Weeks, Tuesdays
 9:30—12 Noon PM

#W26-603A: January 6-February 10

Fee: \$135 Members
 \$68.75 Future Members



#W26-604 Painting Landscape in Tonal/ Impressionistic Tradition Level 2
Instructor: Emilia Farrell

The impressive and successful paintings of any subject matter, in the process of its creation, depend on these fundamental elements that harmoniously work together: composition, perspective, placement, brushwork, colour and value relationships. Working from prints, or photos, you will be guided by instructor throughout the development of your painting. The peer critique will offer valuable feedback and the sense of camaraderie.

Dates: 6 Weeks, Tuesdays
 9:30—12 Noon PM

#W26-604A: March 3-April 7

Fee: \$135 Members
 \$68.75 Future Members



#W26-605 Meditative Abstract Painting
Instructor: Emilia Farrell

Explore the exciting journey into your subconscious realm and bring it into your personal and unique artistic expression. After an introduction to the tradition of the "Bokujinkai" and practice that is based on Zen philosophy, its connection and relationships with the Western art, you will be guided to proceed with your painting. The outcomes are surprising, stunning and beautiful!!!

Dates: 2 Weeks, Wednesdays
 9:30 AM—12:00 PM

#W26-605A: January 21 & 28
 #W26-605B: March 11 & 18

Fee: \$45 Members \$56.25 Future Members



#W26-606 Intuitive Painting
Instructor: Linda Larisch

This is a fun class! Unleash your creative juices and experiment with many different water-soluble mediums. No previous experience required! Get loose! We will cover various techniques for intuitive mark making, choosing color palettes, different methods of applying paint, collage, and various non-conventional tools to create pleasing compositions. We will work with acrylics, water color, inks, pens, markers and will be introduced to many other new and exciting mediums that you are welcome to try before purchasing for yourself. We will be working on watercolor

Dates: 4 Weeks, Thursdays
 1:00-3:30 PM

#W26-606A: January 8-February 5
 (No class 1/15)
 #W26-606B: March 12-April 2
 #W26-606C: April 9-30
 #W26-606D: May 7-28

Fee: \$90 Members
 \$112.50 Future Members



#W26-607 Exploring Acrylics or Just Paint
Instructor: Linda Larisch

For the beginner, we will introduce you to the acrylic paint medium, methods of mixing color, applying paint, use of various acrylic mediums while completing several different style finished pieces to familiarize you with this versatile medium. We will also talk about composition, proportion, value and other basic concepts important for any finished piece. For someone who already has experience using acrylics bring your own reference materials, sketches/ photos/ideas and just paint. This instructor will offer suggestions and guidance to complete your work.

Dates: 4 Weeks, Wednesdays
 1:00-3:30 PM

#W26-607A: January 7-February 4
 (No class 1/14)
 #W26-606C: April 15-May 6

Fee: \$90 Members
 \$112.50 Future Members



#W26-608 Academic Acrylics
Instructor: Gary Maria

The class offers structured lessons examining broad painting ideas using acrylics and emphasizes realism. Transfer images of varied subject matter by tracing then experience the wide versatility of acrylic paints. Color theory and painting instruction will develop your skills with transparent, opaque, and impasto methods. Acrylics can do it all! All levels welcome.

Dates: Weeks Vary, Tuesdays
 1:00-3:30 PM

#W26-608A: February 10-March 10
 (5 Weeks)
 Fee: \$112.50 Members
 \$140.62 Future Members

#W26-608B: April 21-May 12 (4 Weeks)
 Fee: \$90 Members
 \$112.50 Future Members



#W26-609 Painting Expressions
Instructor: Kitt Moran

What are the characteristics of expressive lines in art?
 Expressive lines are lines used in drawing that convey emotions, feelings, or a sense of movement, rather than just representing the physical form of an object. What we will cover in our class: These lines can be bold, loose, or fluid, and often serve to enhance the overall mood or energy of a piece. In these classes we will explore value, color mixing, composition, brushwork, focal points, edges, etc.

Dates: 4 Weeks, Wednesdays
 1:00-4:00 PM

#W26-609A: January 7-28
 #W26-609B: February 4-March 11
 (No class 2/18 & 3/4)
 #W26-609C: March 18-April 8
 #W26-609D: April 15-May 6
 #W26-609E: May 13-June 3

Fee: \$108 Members
 \$135 Future Members



#W26-610 Painting With Oil: Basics and Beyond
Tuesdays

Instructor: Linda Pica

All experience levels are welcome to build skills in composition, color mixing, various techniques, and to develop their own personal style and confidence. Through a combination of demonstration, class discussion and personalized attention, participants will paint from their own photos and/or subjects of interest, at their own pace, within a relaxing, fun and supportive group environment.

Dates: 6 Weeks, Tuesdays
 1:00-3:30 PM

#W26-610A: January 6-February 10
 #W26-610B: February 24-March 31
 #W26-610C: April 14-May 19

Fee: \$135 Members
 \$168.75 Future Members



#W26-611 Painting With Oil: Basics and Beyond
Wednesdays

Instructor: Linda Pica

All experience levels are welcome to build skills in composition, color mixing, various techniques, and to develop their own personal style and confidence. Through a combination of demonstration, class discussion and personalized attention, participants will paint from their own photos and/or subjects of interest, at their own pace, within a relaxing, fun and supportive group environment.

Dates: 5 Weeks, Wednesdays
 1:00-3:30 PM

#W26-611A: March 11-April 8

Fee: \$112.50 Members
 \$140.62 Future Members



#W26-612 Oil Portraits

Instructor: Laura Pommier

A class for everyone who has ever wanted to learn to paint faces. My step-by-step method makes portraits fun and easy! Focus is on values, planes and mass. We'll take the mystery out of paint mixing, too! Photo references are provided though students are welcome to work on individual projects.

Dates: 6 Weeks, Thursdays
 1:00 PM—4:00 PM

#W26-612A: January 8– February 12
 #W26-612B: March 12-April 16
 #W26-612C: April 23-May 28

Fee: \$112.50 Members
 \$140.62 Future Members



#W26-613 Acrylic Sunsets

Instructor: Frances Smith

In this mini-class, students will learn how to paint one of nature's most beautiful wonders: the multi-faceted sunset. Frances will provide lots of reference material, and students are encouraged to bring their own photos for reference as well. (Images must be printed and not on the phone.) We will be capturing all colors of sunsets with various backgrounds and scenery.

Dates: 1/2-Day Mini-Session, Days Vary
 9:30 AM—3:30 PM

#W26-613A: January 8 (Thursday)
 #W26-613B: April 21 (Tuesday)
 #W26-613C: May 5 (Tuesday)

Fee: \$65 Members \$81.25 Future Members



#W26-614 Abstract Painting Techniques 1

Instructor: Rita Schwab

Fun with Frottage - a playful creative way to apply color with plastic creating shapes and textures organic in nature. Acrylic paints are used to add to the shapes created. Let your frottage design decide what the contents of the painting could reveal.

Dates: 4 Weeks, Thursdays
 9:30 AM—12:00 PM

#W26-614A: January 8-29

Fee: \$90 Members
 \$112.50 Future Members



#W26-615 Abstract Painting 2. Triptychs
Instructor: Rita Schwab

Painting triptychs and exploring the possibilities of continuous and random triptychs. Working three panels at one time takes some planning and imagination. Triptychs can be painted as a matching continuum of painting or as a compliment similar in nature to the 2 other surrounding canvases. We will be exploring several options in this class and in the last class we will create a reversible quartet. Mixed media and primarily acrylics will be used. This is a

Dates: 4 Weeks, Thursdays
 9:30 AM—12:00 PM

#W26-615A: February 5-March 5
 (No class 2/19)

Fee: \$90 Members
 \$112.50 Future Members



#W26-616 Abstract Painting 3/ Painting With Glitter, Glass & Anything Shiny
Instructor: Rita Schwab

Painting with glitter, glass and other fun collectable materials. Re-use your jewelry, your computer parts, beads, seeds, pebbles and any other small items possible to be inlaid or added to an acrylic background. We will create a night paintings highlighted with shiny effects, a beach painting inlaid with small shells a burst painting with rays etc. This is a playful class that does not require any previous painting experience. You bring your collectibles. Some supplies will be provided for a small fee.

Dates: 4 Weeks, Thursdays
 9:30 AM—12:00 PM

#W26-616A: March 12-April 2

Fee: \$90 Members
 \$112.50 Future Members



#W26-617 Abstract Painting 4/ Splashes and Drips
Instructor: Rita Schwab

Painting with Splashes and Drips is very liberating. It is a free style abstract painting technique, yet controlled. The challenge here is to find the balance between control and freedom. We will be using acrylics, house paints and squeeze bottles to paint with. Some supplies will be provided for a small fee.

Dates: 4 Weeks, Thursdays
 9:30 AM—12:00 PM

#W26-617A: April 9-30

Fee: \$90 Members
 \$112.50 Future Members



Open Studio: Painting

This is an unmonitored open studio for painting and multi-media. It is an ongoing open studio for anyone who wants to come join a fun group! You do not need to be enrolled in a current VAC class to attend.

#905A: FULL DAY
 9:30 AM—3:30 PM

Dates: FRIDAYS

January 2-May 29

No Open Studio February 20 & 21, March 6 & 27,
 April 4 & 10, and May 23 & 30

Fee: \$5 Members \$7 Future Members

#905B: HALF DAY
 9:30 AM—12:30 PM

Dates: SATURDAYS

January 3—May 14

No Open Studio February 20 & 21, March 6 &
 27, April 4 & 10, and May 23 & 30

Fee: \$2 Members \$4 Future Members



**#W26-701 Watercolor Plus****Instructor: Marilyn Cassidy**

This class is all about releasing your inner creativity into your work of art! Use water media and color interaction to create patterns which can be interpreted literally, or just as abstract color infusion and shape. This is the place to experiment and let your imagination soar!. Most Supplies provided by the instructor. Please also refer to the supply list for additional needed materials.

Dates: 4 Weeks, Mondays
1:00—3:30 PM

#W26-701A: January 12-February 2

#W26-701B: March 2-23

Fee: \$105 Members
\$127.50 Future Members

**#W26-702 Badgers & Cherries****Instructor: Barbara Doty**

Are you ready to dive into the whimsical world of woodland creatures and juicy summer fruit? Come and explore the magic of watercolor pencils with this hands on, beginner friendly workshop. No experience or drawing skills are needed.

Dates: 2-day mini-session,
Monday & Tuesday
9:30 AM—3:30 PM

#W26-702A: January 5 & 6

Fee: \$130 Members
\$162.50 Nonmembers

**#W26-703 Lovebirds****Instructor: Barbara Doty**

Come join our beautiful and colorful lovebirds workshop and let your imagination take flight! If you are looking for a fun, feel good way to spend your day, this is for you. We will be exploring different ways to mix and blend watercolor pencils. Enjoy step by step guidance and creative freedom. No experience or drawing skills needed.

Dates: 1-day mini-session, Wednesday
9:30 AM—3:30 PM

#W26-703A: January 28

Fee: \$71.50Members
\$89.37 Nonmembers

**#W26-704 Hippos****Instructor: Barbara Doty**

Join us for a heart warming session where we will bring a tender scene to life; a mama and her baby resting in the water. This will be a study in the subtle shading and soft tones. You will learn the technique for creating reflections and water effects. How to tell a story with minimal color and gentle detail. No experience or drawing skills needed.

Dates: 1-day mini-session, Tuesday
9:30 AM—3:30 PM

#W26-704A: February 17

Fee: \$71.50Members
\$89.37 Nonmembers

**#W26-705 Flickering Wings****Instructor: Barbara Doty**

Join us for a relaxing and inspiring workshop, where you will learn how to bring delicate fuchsias and a shimmering hummingbird to life using watercolor pencils. Whether you are a beginner, or experienced artist, this session will guide you step by step. No experience or drawing skills needed.

Dates: 1-day mini-session, Tuesday
9:30 AM—3:30 PM

#W26-705A: March 3

Fee: \$71.50Members
\$89.37 Nonmembers

**Sign up to receive emails about classes,
workshops, exhibitions, concerts and events at
VeniceArtCenter.com.**



#W26-706 Painted Lady
Instructor: Barbara Doty

Create something magical with watercolor pencils and gold gesso! Get ready for a super exciting art experience where we will bring a stunning butterfly to life with watercolor pencils and shimmering gesso. Are you ready for the "wow" factor? This is all about color, contrast and creative expression. No experience or drawing ability needed.

Dates: 1-day mini-session, Tuesday
 9:30 AM—3:30 PM

#W26-706A: March 24

Fee: \$71.50 Members
 \$89.37 Nonmembers



#W26-707 Hermit the Crab
Instructor: Barbara Doty

Join us for a creative adventure under the sea with Hermit, the crab. You will learn how to bring this curious little character to life with color, texture and storytelling. Whether you are an aspiring artist or just love sea life, this will be a relaxing, joy filled way to dip your toes into the

Dates: 1-day mini-session, Friday
 9:30 AM—3:30 PM

#W26-707A: April 10

Fee: \$71.50 Members
 \$89.37 Nonmembers



#W26-710 Splashy Vibrant Watercolors
Instructor: Sheila Golden

Each class focuses on the fun experience that begins with putting down washes, splashes, splatters and letting watercolor speak through accident and improvisation. All levels are welcome. Relaxation, abstraction and experimentation are encouraged.

Dates: 1-Day Mini-Session, Tuesday
 10:00 AM—3:00 PM

#W26-710A: January 13

#W26-710B: March 17

#W26-710C: May 12

Fee: \$65 Members
 \$81.25 Future Members



#W26-711 Watercolors: Outdoors while Indoors: Landscapes
Instructor: Sheila Golden

We'll be painting the outdoors while sitting indoors. This is a mini-session for those who want to learn landscapes in a fast, fun and free manner. Accidents are allowed, and a loose abstract approach is encouraged.

Dates: 1-Day Mini-Session, Tuesday
 10:00 AM—3:00 PM

#W26-711A: February 10

#W26-711B: April 14

Fee: \$65 Members
 \$81.25 Future Members



#W26-712 Landscape Elements: Watercolor Sketches
Instructor: Gary Maria

Learn to paint landscape works from photographs that include buildings, mountains, and trees as a preliminary study or sketch. Painting in layers and color mixing are discussed and demonstrated. Block-in the composition with gray scale tones, perspective effects, and use watercolor to create a simplified sketch. Subject matter will vary.

Dates: 5 Weeks, Tuesdays
 9:30 AM—12:00 PM

#W26-712A: February 10-March 10
 (5 Weeks)

Fee: \$112.50 Members
 \$140.62 Future Members

#W26-712B: April 21-May 12 (4 Weeks)
 Fee: \$90 Members
 \$112.50 Future Members

Sign up to receive emails about classes,
 workshops, exhibitions, concerts and events at
VeniceArtCenter.com.



#W26-713 Composition and Color Landscape Painting
Instructor: Heather McCullough

This 3-day workshop, geared to intermediate to advanced students, will emphasize use of value studies to achieve compelling compositions and explore approaches to color choice to help assure both harmony and impact of your paintings. The course will include didactic presentation, demonstrations, practice exercises and individual exploration and painting.

Dates: 3-day mini-session,
 Monday, Tuesday & Wednesday
 9:30 AM-3:30 PM

#W26-713A: January 12, 13, & 14
 #W26-713B: March 9, 10, & 11

Fee: \$214.50 Members
 \$268.12 Future Members



#W26-714 Individualized Watercolor—Loose'N Free
Instructor: Nancy Rose

Play! Paint what you love! Want loose? Abstract? Students choose Rose's daily Loose' N Free watercolor demo subjects. Never painted before? Advanced painter looking for fun? Come join us! Rose promises you will create a painting you love. Feeling rusty? This individualized learning specialist, known for her positive teaching approach, helps you bloom! Want vibrant color? There will be demos on yupo and watercolor paper.

Dates: 7 Weeks, Thursdays
 1:00-3:30 PM

#W26-714A: January 8-March 5
 (No class February 5 & 19)

Fee: \$157.50 Members
 \$196.87 Future Members



#W265-715 Watercolor Portraits
Instructor: Frances Smith

We will do a variety of ages and nationalities. There will be lots of reference material. Bring printed photos for reference. (Images must be printed and not on a phone.) We will be highlighting eyes, hair and unique features.

Dates: 4 Weeks, Thursday
 9:30 AM-12:00 PM

#W26-715A: February 12-March 19
 (No class 2/19 & 3/5)
 #W26-715B: May 7-28

Fee: \$90 Members
 \$112.50 Future Members



#W26-716 All Levels Watercolor
Instructor: Joanne Stramara

Joanne will work with beginning watercolor artists to develop their skills, and intermediate/advanced artists will learn new techniques in their watercolor journey. A reference photo and drawing will be supplied, but for the advanced, they will have the choice of using the reference (that Joanne will demo from) or doing a painting of their own design.

Dates: 4 Weeks, Wednesdays
 9:30 AM-12:00 PM

#W26-716A: January 7-28
 #W26-716B: February 4-March 4
 (No class 3/18)
 #W26-716C: March 11-April 1
 #W26-716D: April 8-29
 #W26-716E: May 6-27

Fee: \$90 Members
 \$112.50 Future Members



#W26-717 Watercolor Fundamentals
Instructor: Susan Wilcox

All subjects and skill levels are welcome. A demonstration will be done weekly, as well as individualized instruction and critiques.

Dates: 4 Weeks, Mondays
 1:00 PM-3:30 PM

#W26-717A: January 5-26

Fee: \$95 Members
 \$117.50 Future Members



#907 Individual Instruction—Mixed Media
Instructor: Haley Ponder

Experience one-on-one assistance for paint pouring, resin and mixed media, including critiques and demonstrations. All levels welcome.

By appointment only. Please call 941-485-7136
 #907: Dates and times vary

Fee: \$25 per hour—Members
 \$30 per hour—Future Members



#908 Individual Instruction—All Media
Instructor: Frances Smith

Experience one-on-one assistance for drawing, mixed media and painting, including critiques and demonstrations. All levels welcome.

By appointment only. Please call 941-485-7136
 #908: Dates and times vary

Fee: \$25 per hour—Members
 \$30 per hour—Future Members



#909 Individual Instruction—All Media
Instructor: Gary Maria

The instructor can discuss fundamentals or offer solutions to problem areas for works in progress in drawing or painting. Drawing topics to be addressed include composition, perspective, or proportion. Guidelines for color theory, flesh-tone mixing, and value/saturation control may be of concern to the painter. All levels welcome.

By appointment only. Please call 941-485-7136
 #909: Dates and times vary

Fee: \$25 per hour—Members
 \$30 per hour—Future Members



#909 Individual Instruction—All Media
Instructor: Lorraine Mushacke

Experience one-on-one assistance glasswork, including demonstrations. All levels welcome.

By appointment only. Please call 941-485-7136
 #909: Dates and times vary

Fee: \$25 plus materials —Members
 Fee: \$25 plus materials —Future Members

Open Studio Schedule

Open Studio: Portrait
Monitor: Gary Maria

Join us for a live, clothed model, all media open studio for creating portraits. The model is different each session. All levels are welcome. There is a moderator present for each session. You learn from each other and from practice. Come join this fun group! **Students each pay \$5.00 model fee per session, due in cash at each Open Studio.**

#W906A: HALF DAY
 1:00 PM—3:30 PM

Dates: FRIDAYS

January 16 & 23
 February 6 & 13
 March 13 & 20
 April 10 & 17
 May 8 & 15

Fee: \$13 Members \$15 Future Members



Open Studio: Printmaking

Create magical images thinking backwards or opposites of the norm. Use our etching press that easily accommodates 22" x 30" paper. Bring your own inks, papers, rollers, clean up materials, etc. No instruction, but a monitor will be available for camaraderie and assistance if necessary.


#W901A: FULL DAY
9:30 AM–3:30 PM
Dates: FRIDAYS

January 2 & 16
 February 27
 March 6 & 20
 April 3, 17 & 24
 May 8, 15, 22 & 29

Fee: \$10 Members \$15 Future Members

#W901B: HALF DAY
9:30 AM–12:30 PM
Dates: SATURDAYS

January 3, 10, 17 & 24
 February 7, 14 & 28 March 7, 14 & 21

Fee: \$5 Members \$7 Future Members

Open Studio: Pottery

The pottery studio will be open for students currently enrolled in VAC pottery or ceramics classes. *All clay must be purchased from the Venice Art Center.*

**Dates:** FRIDAYS

January 2 —May 29
 No Open Studio:

February 20 & 21, March 27,
 April 4, May 23 & 30

#902A: FULL DAY
9:30 AM—3:30 PM

Fee: \$15 Members
 \$20 Future Members

#902B: HALF DAY
9:30 AM—12:00 PM
Dates: SATURDAYS

No Open Studio:

February 20 & 21, March 27,
 April 4, May 23 & 30

#903C: HALF DAY
9:30 AM—12:30 PM

Fee: \$7.50 Members

Open Studio: Sculpture

The sculpture studio will be open for students currently enrolled in a VAC sculpture class. *All clay must be purchased from the Venice Art Center.*

Dates: FRIDAYS

January 2-May 29
 No Open Studio: 2/20, 2/21,
 3/6, 3/27, 4/4, 5/23 & 5/30

#904A: FULL DAY
9:30 AM—3:30 PM

Fee: \$15 Members
 \$20 Future Members

#904B: HALF DAY
9:30 AM—12:00 PM

Fee: \$7.50 Members
 \$12.75 Future Members

**Dates:** SATURDAYS

January 2-May 16
 No Open Studio: 2/20, 2/21,
 3/6, 3/27, 4/4, 5/23 & 5/30

#904C: HALF DAY
9:30 AM—12:30 PM

Fee: \$7.50 Members
 \$12.75 Future Members

Open Studio: Painting

This is an unmonitored open studio for painting and multi-media. It is an ongoing open studio for anyone who wants to come join a fun group! You do not need to be enrolled in a current VAC class to attend.

#905A: FULL DAY
9:30 AM—3:30 PM

Dates: FRIDAYS

January 2-May 29

No Open Studio February 20 & 21, March 6 & 27,
April 4 & 10, and May 23 & 30

Fee: \$5 Members \$7 Future Members

#905B: HALF DAY
9:30 AM—12:30 PM

Dates: SATURDAYS

January 3—May 14

No Open Studio February 20 & 21,
March 6 & 27, April 4 & 10, and May 23 & 30

Fee: \$2 Members \$4 Future Members



Kids Programs

2026 KIDS FALL Art Programs

#W26-108 Homeschool Group: Art Adventures

Through Time (Age 7-12)

Instructor: Laura McElhinney

Grab your sketchbook—it's time to explore the world through art! In this creative homeschool class, students will journey from ancient times to the present day, discovering how people have used art to tell their stories, celebrate their cultures, and shape history. We'll learn about the vibrant traditions of First Peoples, the symbols of ancient civilizations, the masterpieces of famous artists like Da Vinci and Frida Kahlo, and the powerful messages in modern art. Each week features a new time period, a new artist or culture, and fun hands-on art projects using drawing, painting, or mixed media.

Kids will build art skills while exploring history in a way that's meaningful, colorful, and full of imagination. No experience needed—just curiosity and a love for making things! Bring a Snack!

Dates: 6-weeks, Wednesday
1:00—3:00 PM

#W26-108A: January 7-February 11

#W26-108B: March 11– April 22
(No class on 3/25)

#W26-108C: April 29-June 3

Fee: \$141.00 Members
\$176.25 Future Members



Individual Art Instruction

Experience one-on-one instruction for drawing, painting, mixed media and more when you schedule a private art session with one of our talented VAC art teachers!

Summer kids camp and teen classes
coming soon!





#801 Dive Into Abstracts
Instructor: Judy Gilmer

Composition, Color, Shape, Line, Value and Texture!

Why do some colors work better together? Learn the values associated with colors, their properties (opaque or transparent) and how to use color in your painting. Shapes, organic or geometric? Large or small, both and how to effectively use them in your painting. Do you even need shapes? Lines, thick or thin? We will create paintings that express what you love to take home.

Please email Judy at judy.gilmer@gmail.com for questions related to the workshop and/or to receive a supply list. Please use the subject line: "VAC WS" when making contact.

Dates: 2-Day Workshop, 9:30 AM—3:30 PM
Tuesday & Wednesday

#801A: #801B: January 6 & 7

Fee: \$220 Members \$275 Future Members



#815 Paint a Crazy Art Quilt
Instructor: Judy Gilmer

Beginners and experienced alike will enjoy this fun workshop and learn about what makes a good composition. **The paper and two mats each will be provided! This is a fun collaborative class, and you will have two great art pieces to take home.**

This is a great way to lose any fear of abstract art making while meeting new and old art friends. And if you are already fearless, this will be perfect for you too!

There is \$10 supply fee. You can just pay Judy at the workshop.

Dates: 2-Day Workshop, 9:30 AM—3:30 PM
Dates Vary
#815A: February 10 & 11

Fee: \$220 Members \$275 Future Members

Judy Gilmer's Biography:

Judy has been making art since she was a child and made critters from clay dirt, drawing on her school papers (which her primary teachers did not appreciate). Music, nature and travel inspire her artwork. She responds to the surface as she creates and through this internal dialogue, she works until she is willing to share her painting with the collective art world. While this process of painting can produce a very fresh painterly outcome, it may create a beautiful surface with a long history that peeks through the surface and creates depth. *Judy is a graduate of North Light Art School and a long participant with Aimone Art Workshops. For more information and/or a supply list Contact her at judy.gilmer@gmail.com. www.judygilmer.com*



#816 Acrylic Abstraction with Mixed Media & More
Instructor: Judy Gilmer

Explore the many ways to create your piece of art using acrylic paint, collaging, making line and marks. Learn how found papers, personal drawings and more can take your piece from ordinary to exciting.

The focus will not only be on creating your individual style, but on ways to use the variety of tools at your disposal and learn what makes a piece of abstract art cohesive and yet interesting.

This is a fun, interactive workshop. Judy will be giving individual attention to each participant throughout the day. All questions are encouraged.

Please email Judy at judy.gilmer@gmail.com for questions related to the workshop and/or to receive a supply list. Please use the subject line: "VAC WS" when making contact.

Dates: 1-Day Workshop, 9:30 AM—3:30 PM
Tuesday & Wednesday
#816A: March 24 & 25

Fee: \$220 Members \$278 Future Members



#817 Find Inspiration for Your Art in Nature, Words & More

Instructor: Judy Gilmer

Where does the inspiration for your art come from? Is it your feelings or your response to nature, and books? Judy will provide the inspiration for your paintings in this class. She will bring a variety of insightful, beautiful and interesting pieces of nature, written word and visual works for your inspiration. Expand your artistic endeavors and create new bodies of work.

Please email Judy at judy.gilmer@gmail.com for questions and/or to receive a supply list.
www.judygilmer.com

Dates: 1-Day Workshop, 9:30 AM—3:30 PM
Friday

#817A: April 24

Fee: \$120 Members \$150 Future Members

Judy Gilmer's Biography:

Judy has been making art since she was a child and made critters from clay dirt, drawing on her school papers (which her primary teachers did not appreciate). Music, nature and travel inspire her artwork. She responds to the surface as she creates and through this internal dialogue, she works until she is willing to share her painting with the collective art world. While this process of painting can produce a very fresh painterly outcome, it may create a beautiful surface with a long history that peeks through the surface and creates depth. *Judy is a graduate of North Light Art School and a long participant with Aimone Art Workshops. For more information and/or a supply list Contact her at judy.gilmer@gmail.com. www.judygilmer.com*



#806 Capturing Idyllic Intimacies With Gouache:
All Levels welcome

Instructor: Karen Ann Hitt

Gouache, is the wonderfully versatile medium which is basically opaque watercolor. It is this artist's medium of choice for design sketches and also plein air sketches along with studies for major studio works. Beauty of this medium is that it layers like Oil & Acrylic so the technique works hand in hand with all the mediums. You can even purchase Acrylic Gouache. I prefer the standard gouache. This class is designed to get you mastering this medium, no matter your level of painting, and how to use this versatile medium for study to apply to large scale paintings

Dates: 2-Day Workshop, 9:30 AM—3:30 PM
Monday & Tuesday
#806A: December 2025, 8 & 9
#806B: February 2 & 3

Fee: \$220 Members \$275 Future Members

Biography:

Karen Ann Hitt is an award-winning artist, classically trained at Parson's School of Design in New York, majoring in Illustration. That classic background is evident in her style, along with her love of capturing the figure and the effects of light in all of her scenes. Her paintings are noted to accentuate the effects of light, adding to their luminosity with her landscapes/skyscapes reflecting the essence of the landmark. Karen's paintings have been collected by private and corporate collections, and also received by a U.S. President. Her illustrations have been published nationally in both children's picture books and distributed in a line of gifts.

"As an artist the passion is to reflect light, life, land, expressions as genuinely experienced 'At That Moment'. I paint in the hope to transport the viewer while also exposing them to the very emotion that stops us now in our tracks to experience a view; simply, seeking with my art to bring you into viewing your own, "At That Moment..." too." Awarded and Nationally Exhibited Artist. Memberships include:

Artist Member Salmagundi Club, Associate with: American Women Artist, American Impressionist Society, National Oil & Acrylic Painters Society, Oil Painters of America. Karen is the founder of Venice Plein Air, a local outdoor painting community group that started in 2003.

Karen returned to Venice FL in 1995 from Washington State and raised her three children here in Venice. Today she shares her time between Venice and the Eastern Sierras and all places in-between, crisscrossing the United States with extended traveling. She often works from life, and then brings that life experience back into the studio emphasizing the effects of light, atmosphere, and the circumstances.



#807 Skyscapes and Dramatic Impact
Instructor: Karen Ann Hitt

All Mediums and All Levels are welcomed- Karen Ann Hitt will primarily work in Oils or Gouache

This class is designed to teach you how to reflect the drama you see in the sky, though it may only be visible for a few minutes or pass in a flash. Mastering how to anticipate and then reflect a dramatic sky takes knowing how to first capture the big shapes and values, then blanketing on the drama, just as it unfolds. Karen Ann will lead you through the stages of how to capture your own dramatic skyscape with one-on-one instruction, along with sharing many of her own examples while demonstrating brush work, color theory, composition, thumbnails... and all the foundational needs to achieve your own work of art.

Dates: 3-Day Workshop, 9:30 AM—3:30 PM
Wednesday, Thursday & Friday
#807A: December 2025, 10, 11 & 12
#807B: February 4, 5, & 6

Fee: \$330 Members \$412.50 Future Members

Biography:

Karen Ann Hitt is an award-winning artist, classically trained at Parson's School of Design in New York, majoring in Illustration. That classic background is evident in her style, along with her love of capturing the figure and the effects of light in all of her scenes. Her paintings are noted to accentuate the effects of light, adding to their luminosity with her landscapes/skyscapes reflecting the essence of the landmark. Karen's paintings have been collected by private and corporate collections, and also received by a U.S. President. Her illustrations have been published nationally in both children's picture books and distributed in a line of gifts.

"As an artist the passion is to reflect light, life, land, expressions as genuinely experienced 'At That Moment..' I paint in the hope to transport the viewer while also exposing them to the very emotion that stops us in our tracks and to experience a view; simply, seeking with my art to bring you into viewing your own, "At That Moment..." too." Awarded and Nationally Exhibited Artist.

Memberships:

Artist Member Salmagundi Club, Associate with: American Women Artist, American Impressionist Society, National Oil & Acrylic Painters Society, Oil Painters of America and she is the founder of Venice Plein Air; a local outdoor painting community group that started in 2003.

She returned to Venice FL in 1995 from Washington State and raised her three children here in Venice. Today she shares her time between Venice and the Eastern Sierras and all places in-between crisscrossing the United States with extended traveling. Often working from life, and then bringing that life experience back into the studio emphasizing the effects of light, atmosphere, and the circumstances.



#808 Palette Knife Realism, SELF EXPRESSION, Using Cobra Oils (water mixable) with Many Tools. Taking a cityscape, waterscape & landscape toward abstraction.

Instructor: Karen Weihs

Students will learn various techniques on how to manipulate palette knives and make a great variety of marks that describe realism without big detail. Information will be shared on paint manipulation/brushwork. Each morning there will be demos and in the afternoon I will spend time with each student helping them through the process. Beginners to advanced students can participate in this workshop.

**Dates: 3-Day Workshop, 9:30 AM—3:30 PM
Monday, Tuesday & Wednesday
#808A: March 16, 17 & 18**

Fee: \$330 Members \$412.50 Future Members



Karen Weihs' Biography:

Karen Weihs, a fine arts degree major, worked as a graphic designer and calligrapher after college until finding her passion for oil painting. Using mostly the palette knife, her design sense lead her to the quality of pushing landscape work into abstraction. A sought after teacher, she created her luminous style that led her to be called the "colorist of the south." She and other artists opened a successful gallery in Charleston, SC, her birth city, for 17 years to its closing. Winning awards, she drew national attention to her painting and joined southern galleries and attracted serious collectors. Her work is in major collections and museums. Member of The American Women Artists and the prestigious National Salmagundi Club, she continues to enter their competitions while working on art commissions/work for clients. She shows and demos in two Florida galleries. She recently moved full time from Cashiers, NC to Venice, FL with her retired restaurateur husband, Chris, to continue their interest in playing competitive croquet, often as doubles partners. She is continuing her teaching career as an art educator. She is sought after for in-person workshops and mentors through www.mastrius.com, a Canadian academy for learning and mentoring aspiring students. She is a long time ambassador for Royal Talens art products, doing zoom and live demos for their products. She shows regularly in museums and galleries.

karen@weihs.com

<https://karenweihs.com>

@Karen Weihs Fine Art on Instagram and Facebook



**#809 Expressive Watercolor- Flowers to Landscapes:
All Levels Workshop**
Instructor: Janet Rogers

Fresh flowers in the studio will be the inspiration for the beginning of this workshop. Janet will demonstrate various “fun” exercises geared to interpret flowers in a loose and expressive manner. Discovering the unique “nature” of individual flowers and “finding” new colors will be highlighted. Demonstrations and individual help will weave throughout the workshop, with an emphasis on letting the medium of watercolor lead the students to new adventures in watercolor. (PLEIN AIR – in studio!) Some goals include “keeping the white paper”, avoiding “mud”, intuitive color and composition. Besides working with students individually and class demos, Janet and attendees will enjoy “Show and Tell” – and opportunity to see class work together and enjoy! We will also explore an approach to landscape. – Students can bring some of their favorites – I will also supply a photo and drawing of a demo I will do that some can trace if they wish.

ALL LEVELS.

**Dates: 2-Day Workshop, 9:30 AM—3:30 PM
Monday & Tuesday**

#809A: March 30 & 31

Fee: \$265 Members \$331 Future Members

Janet Rogers' Biography:

Janet has been a working professional artist for over 40 years, and is a popular, nationally recognized instructor, conducting workshops throughout the United States as well as Europe, and has achieved Signature Member Status in the American Watercolor Society, Transparent Watercolor Society of America, Florida Watercolor Society, as well as others. Also, as a National Instructor, she has demonstrated extensively for various groups and exhibitions, and gained recognition as well as receiving many awards over the years for her sensitive portrayal of women and children.

Four instructional DVDs have been filmed on Janet's work. Also she has been in published articles featuring her portraits and flowers, and is in the book “The One Hour Watercolorist.” Her demos can also be seen on YouTube as well. Janet instructs workshops in-person as well as online.

ARTIST'S STATEMENT:

“I love the qualities of watercolor – its fluid nature. To me, the interaction of artist with the medium is like a dance – full of motion, feeling and expression. I love to watch the painting develop and to discover new color and composition. As a teacher, I would like to enable students to find their connections with watercolor in new and expressive ways”.



**#810 Expressive Watercolor with Faces & Figures:
All Levels Workshop**

Instructor: Janet Rogers

This dynamic workshop is designed to enable participants of **all levels** to quickly gain confidence in approaching the head and figure in a more spontaneous, intuitive and expressive way. Demonstrations, class instruction, individual assistance, “show and tell,” and a series of “fun” exercises, will weave into class painting time. Special emphasis will be on achieving a fresh look of translucent flesh tones in the portrait with unique color changes, which will add to the excitement of capturing the essence of the subject. Capturing the essence of children will be included. Many “features” will be covered! All levels will benefit and help is available to those who are new to the portrait and figure. No Fear!!

Students will have an opportunity to work from their photographs or Janet's. Our goals will be to “see” in new ways -- bringing “life” and interpretation to the portrait and figure, and to discover intuitive color and design. Janet will provide some drawing “helps” for anyone who is new to painting people.

**Dates: 2-Day Workshop, 9:30 AM—3:30 PM
Wednesday & Thursday**

#810A: April 1 & 2

Fee: \$265 Members \$331 Future Members

Janet Rogers' Biography:

Janet has been a working professional artist for over 40 years, and is a popular, nationally recognized instructor, conducting workshops throughout the United States as well as Europe, and has achieved Signature Member Status in the American Watercolor Society, Transparent Watercolor Society of America, Florida Watercolor Society, as well as others. As well as a National Instructor, she has demonstrated extensively for various groups and exhibitions, and gained recognition as well as receiving many awards over the years for her sensitive portrayal of women and children.

Four instructional DVDs have been filmed on Janet's work. Also she has been in published articles featuring her portraits and flowers, and is in the book “The One Hour Watercolorist.” Her demos can also be seen on You Tube as well. Janet instructs workshops in-person as well as online.

ARTIST'S STATEMENT:

“I love the qualities of watercolor – its fluid nature. To me, the interaction of artist with the medium is like a dance – full of motion, feeling and expression. I love to watch the painting develop and to discover new color and composition.”



#811 Oil Painting: Beginner to Advanced Workshop
Instructor: Hodges Soileau

In this painting workshop, Hodges will impart some of the principles that he uses and considers most important, whether one is working in oils, or any medium that uses color. The principles of shape, value, edges, and color temperature are what are most important. The importance of understanding the effect temperature of light has on color will be explained, stressed and demonstrated, thus increasing one's observation skills, as they relate to these principles. Hodges will demonstrate how to begin a painting in different ways. There is no one best way to do this. One must remain open to the possibilities, depending on the situation and temperament of the artist. One should have options in their arsenal that allows them to tackle any subject. This may at times require a different approach. This should also prevent one from becoming a formula painter. Last, but not least, is the importance of trying to have fun with paint. Painting, although not necessarily easy, should certainly be fun or why do it?

INSTRUCTOR DEMONSTRATIONS~ INDIVIDUAL ATTENTION ~ PORTABLE EASEL RECOMMENDED

Dates: 2-Day Workshop, 9:30 AM—3:30 PM
Wednesday & Thursday

#811A: January 14 & 15
#811B: February 25 & 26

Fee: \$220 Members \$275 Future Members

Hodges Soileau Biography:

Hodges had a successful illustration career which lasted more than twenty five years. His art graced the covers of more than 300 books. He worked for most of the major publishing houses in New York. Hodges was a 23-year member of the prestigious Society of Illustrators in New York. During this time, he received many citations of merit for work exhibited in annual shows. He was selected to do the painting for the 29th calls for entries, and chaired the 35th Annual Exhibition.

After years of executing ideas and concepts for others, he presently paints subjects that are of personal interest. He was a finalist in the 2001 and 2002 Artists Magazine Competition. He received an award of excellence in the 2004 Oil Painters of America Eastern Regional Exhibition. He received an award of excellence in the 2006 Oil Painters of America National Exhibition, and he received a 2007 Certificate of excellence award in the International Portrait Competition hosted by the Portrait Society of America. Hodges was awarded Signature membership status by Oil Painters of America in December 2008. He also won first place in the category, Portraits of Women, in the Members showcase of the Portrait Society of America 2009. In 2011 and 2012, he was awarded first place in Members showcase Portrait Society of America. He is a Signature Member of the American Society of Marine Artists awarded in 2010. He is also a member of The Portrait Society of America.

His work hangs in private collections, as well as the United States Air Force and U.S. Coast Guard permanent collections. The permanent collection of Golf Digest Magazine includes several of his paintings. Hodges and his wife, Marilyn, now reside in Venice, Florida.

Education

Bachelor of Arts, University of Southwestern Louisiana
www.hodgessoileau.com
<http://hodgessoileau.blogspot.com/>
hodges@hodgessoileau.com

Artist Statement

As an artist, I try to paint as honestly as I can. I believe in practicing the sound principles of painting that I have learned and currently teach, but I also believe that an artist should strive for something more than just the technical skill in their work. There is a feeling, or reaction, that one gets when standing in front of a painting or a piece of art. Sometimes it's not an easy thing to describe. It might be the sense of place in a landscape, the light on the subject, or a fleeting expression in a portrait. This is the kind of reaction that one hopes is communicated in his or her painting. The best scenario is when the technical and the emotional aspects of painting are inseparable.

Organizations:

- Oil Painters of America-Signature Member-awarded 2008,
- American Society of Marine Artist- Signature Member-awarded 2010
- Portrait Society of America
- Plein Air Painters of the Southeast (PAP-SE)

Gallery Representation: Bayview Gallery, Northlight/True North Gallery, RS Hanna Gallery, Sage Creek Gallery, Palm Avenue Fine Art, Hughes Gallery, Highlands Art Gallery.



#812 Sumi-e Painting Workshop-February **Instructor: Keiko Romerstein**

Day #1: We will paint "Winter scape" with sumi ink only. No leaves on trees, just branches in snowy weather. Trees have thrived under cold weather. Their roots are still strongly growing toward spring. This is very good exercise to paint any kind of tree in future. After painting trees, we will give a wash in background. We must wait for painting completely dry so that we can put some snow later.

Day #2: We will paint "Crane & Turtle" with Sumi ink. They are the symbol of longevity in Japan. They say, "Crane live for a thousand and a tortoise lives ten thousand years." This combination of subjects is often used to decorate variety of art facts for happy occasions. At the beginning of a new year, may you live as long. If we have a time, we can also paint "Welcoming cat" with sumi ink and watercolors.

Dates: 2-Day Workshop, Monday & Tuesday
9:30 AM—12:00 PM

#812A: February 16 & 17 (Monday & Tuesday)

Fee: \$110 Members \$137.50 Future Members

#813 Sumi-e Painting Workshop-April **Instructor: Keiko Romerstein**

Spring has come!

Studying the four gentlemen (bamboo, orchid, chrysanthemum, and plum tree)

We can extend to paint more flowers. We will paint iris, daffodil and tulip. We will paint them with Sumi ink only and colors. We can enjoy painting more variety of subjects in Sumi-e: Birds, insects, or small creatures accompanied by flowers, trees, and vegetables. This lesson will paint "CHICKS UNDER PALM TREE LEAVES" and "JUMPING FROG UNDER THE WILLOW BRANCH." While we paint these subjects we will learn how to compose Sumi-e with empty space (silence) and painted space (motion).

Dates: 2-Day Workshop, Thursday & Friday
9:30 AM—12:00 PM

#813A: April 9 & 10 (Thursday & Friday)

Fee: \$110 Members \$137.50 Future Members

Keiko Romerstein's Biography: I was born and educated in Tokyo, Japan. I came to New York City in 1973 and moved to Sarasota upon my husband's retirement in 1994. In New York I studied Interior Design at New York School of Interior Design. After finishing the practical training course, I was engaged to work in the creative field. In my life I have studied watercolor, acrylic and oil painting by various master painters. In recent years I am painting more Sumi-E painting. My paintings have been exhibited locally and internationally. My paintings portray a multi-cultural background as well as my feelings and energy. They reflect my true love of nature with all their beauty, greatness, imperfections and eternity. For Sumi-E paintings, I have studied with great masters such as the late Tesshin Sasaki (Japan), Late Prof. I-Hsing Ju (USA) and Prof. Chan (USA). I achieved the Japanese instructor level of Sumi-E by Master Yoshin Kojima (Japan). Currently my scroll painting is displayed in the tea house of the Ringling Museum of Art. I am a member of the National Sumi-E Society of America and its Sarasota Chapter, as well as a member of Petticoat Painters of Sarasota.



**#814 Portrait in Pastel:
Instructor: Gwenneth Barth-White**

In this workshop, two portraits in pastel will be painted, with a different live model and technique for each day, and the use of photography as well.

The first day is a classical tonal portrait technique on tinted Canson Mi-Teintes paper: starting with the drawing, bringing out the deep dark and light structures, and then nourishing this with luminous skin colors. This is a basic technique that can be used for all mediums and subjects.

The second day, with a simplified portrait drawing on Clairfontaine's Pastelmat, the value block and more impressionistic colors are diluted with alcohol to sink into, and become part of, the substrate. When dry, pastels are then lushly applied over this for the final painting, leaving parts of the underpainting visible or not. It's great fun! This can also be a technique for all subjects.

With a structured approach and clear sequences, painting a portrait is mostly about the light, and how this sculpts the subject. The three essential painting contrasts: Values, Complementary colors and Edges will be explored.

A demonstration is given at the beginning of each sequence of the portrait, to be as clear as possible with each successive stage.

**Dates: 2-Day Workshop, 9:30 AM—3:30 PM
Wednesday & Thursday
#814A: February 11 & 12**

Fee: \$245 Members \$295 Future Members



Gwenneth Barth-White Biography:

American-born international artist Gwenneth Barth-White is a Master Pastelist with the Pastel Society of America and the International Association of Pastel Societies - as well as a Master Pastelist and past Vice-President of the 180-year-old Société des Pastellistes de France, having also been a juror with these societies, and a Signature Member of the Portrait Society of America where she has served as faculty. Her work has been exhibited worldwide.

Gwenneth has lived and worked in Geneva, Switzerland, most of her life, having moved there as a child. She attended the Ecole des Beaux Arts and graduated from the Ecole des Arts Décoratifs. Currently the artist lives in South-West Florida.

With easy access to Europe's museums, Gwenneth's early fascination for painting led her to study the ancient oil techniques and methods of the old masters in depth, and, with the encouragement of the American Master Joseph Bowler, she became well known as a portraitist. Today, the artist is enjoying the magic of pastel.

The beauty and intimacy of the human figure has been the focus of her work, with still-lives, flowers and landscapes an extra joy.

Gwenneth's work is in collections world-wide, from the U.S.A. and Scandinavia, to the Middle East and Southeast Asia. Her client list includes leaders of industry, government and diplomacy. Among her more well-known clients are the Sultan of Brunei and his Queen, the entire family of former Saudi Oil Minister Sheik Yamani, and the founders of the Kemper Museum of Contemporary Art. Her work is in Geneva's Patek Philippe Museum and has been shown seasonally at the Butler Institute of American Art. Gwenneth's awards include the International Association of Pastel Society's top 'Prix de Pastel,' first place for portrait and figure in the Pastel Journal's best 100 paintings competition, and the Pastel Society of America's Daniel Greene award in 2024.

The artist's work has been featured in several international magazines and publications, more recently in the beautiful book: 'Pure Pastel', 'Artists Magazine', the French 'Pratique des Arts', and 'Pastel Journal'.

Gwenneth was invited to promote pastel in Suzhou, China, in 2014, as one of ten distinguished international artists.



2026 Winter/Spring VAC UNCORKED

**6:30—9:00 PM
Thursdays**

WVACU25-1 January 15:

Lorraine Mushacke | Hearts of Glass
\$65 Members / \$70 Future members

WVACU25-2 January 29:

Susan Wilcox | Acrylic Painting

WVACU25-3 February 12:

Heather McCullough | Watercolor Painting

WVACU25-4 March 12

Lorraine Mushacke | Glass Bubble Bowl
\$65 Members / \$70 Future members

WVACU25-6 March 19

Lorraine Mushacke | Glass Garden Stakes
\$65 Members / \$70 Future members

WVACU25-7 April 9:

Emilia Farrell | Acrylic Painting

WVACU25-8 April 23:

Joanne Stramara | Acrylic Painting

WVACU25-9 May 7:

Haily Ponder | Resin Charcuterie Board
\$85 Members / \$90 Future members

\$35 Members | \$40 Future Members

Unless otherwise marked

Invite and gather your friends, sip your favorite beverage and delight in step-by-step art instruction with our talented Venice Art Center instructors.

All supplies and materials provided!
You will create a unique masterpiece!

No experience is necessary!

Bring your own drinks and snacks!

Reserve private Uncorked classes for birthdays, team building, bachelorette celebrations and more. Private Uncorked classes are booked in advance, on request.

It is also the perfect date night!

Register on VeniceArtCenter.com,
at the Art Center,
or call 941-485-7136

*Must be 21 years old to bring in or
consume alcoholic beverages.*



BAILA MILLER LECTURE SERIES AT THE VENICE ART CENTER

TUESDAYS, 1PM-2:30PM/ \$13 MEMBERS/\$15 FUTURE MEMBERS

WINTER/SPRING 2025-26

"WHAT ROLE DOES THE ARTIST PLAY IN SOCIETY?"



Tuesday, January 6

WLV26-1


The Life Coach: Homer's Iliad & Odyssey



Tuesday, January 20

WLV26-2

The Advocate: European Nationalism, Folk Dance & Music



Tuesday, February 3
WLV26-3

The Satirist: Oscar Wilde



Tuesday, February 10

WLV26-4

The Risk Taker:
The Russian Avant-garde



Tuesday, March 3

WLV26-5

The Humorist:
Norman Rockwell



Tuesday, March 24

WLV26-6

The Social Critic:
Giuseppe Verdi's La Traviata



Tuesday, April 28

WLV26-8

The Rebel: Jackson Pollock



Tuesday, April 7

WLV26-7

The Dreamer: Marc Chagall



Tuesday, May 19

WLV26-9

The Engineer:
20th Century Architectural Marvels



Scan me!

This lecture series is generously sponsored by Barbara Freeman.

Space is limited, register and reserve your spot today!

All lectures are available for purchase at The Venice Art Center;

www.VeniceArtCenter.com or by calling 941-485-7136.

Aylsworth, Lynn Nelsen

Lynn has been a member of the Hudson Valley Art Association since 1999 and has shown in many juried shows. She has won awards at the Salmagundi Club, American Artist's Professional League National Show, Catherine Lorillard Wolf Show for Women Artists sponsored by the Metropolitan Museum of Art, Kent Art Association, the Ridgewood Art Institute, the Florence Griswold Museum, and the Newark Museum. Her work was featured in American Artist Magazine twice. Her work is in many private and corporate collections.

Baxter, Julie

Julie is a lifetime and award winning potter. Her teaching career has been with the Arlington County, Virginia, Department of Parks, Recreation & Community Resources. She taught all levels of wheel-throwing classes and workshops on surface decoration. She also taught children's hand building classes at Arlington County Elementary School. Julie was a member of Grey House Potters, Arlington, VA and the Kiln Club of Washington. Julie's undergraduate degree is in ceramics.

Bersey, Mary

A brand new pottery instructor to the Venice Art Center, Mary has many years of experience creating pottery. Always learning and honing her skills, she is a continuing student at the VAC and now she shares her talent with the students who also wish to attend class.

Burgan, Beth

Beth Burgan brings experience of teaching art to gifted and talented (K-12) university students, and challenged adult populations. Her B.S. degree is in art education. She has an MFA, was a teaching assistant in sculpture at Kent State University. She worked in human services for 15 yrs. and owned a clinical massage therapy practice in Minneapolis for over 30 years. All the various career paths had one thing in common, to empower each individual to create and manifest positive self-awareness.

Cassidy, Marilyn

Marilyn has a B.A. in Sociology and an M.S. in Education. She taught in the Albany City Schools in New York State. She moved to Florida in 1990 and worked in Early Education in Sarasota. She has studied with several local and nationally known artists. Her goal is to share her collected knowledge with others who are honing their artistic skills; who want to have fun and discover a wonderful pastime.

Cutting, Harry

Harry Cutting is a professional photographer and writer. Over his 35-year career his work has appeared in hundreds of magazines, books, government publications and advertising campaigns. His clients include: Johnson & Johnson, Oxford University, Nestle, Penthouse, US Govt, Woman's World, McGraw-Hill and the Red Cross. He's online at hcuttingphoto.com.

Dicker, Carole

I love taking photos. I have photographed many different subjects: travel and local scenes, wildlife, landscapes, cityscapes, family and friends, and 'the moment'. After several careers and raising a family, I am living my retirement dream of working as a photographer. My photographs are intended to reflect what I see; sometimes part of a larger camera image, and never far from what is real. Born in New York City, I obtained a BA and MBA for my formal education. Since then, I have studied much about how to achieve the vision I want photographically. I come from a family heritage of art and music; creating is in my genes. Please visit my new website and online store at: caroledickerphotography.com for a selection of my photos.

Doty, Barbara

A self-taught professional watercolor pencil artist, teacher and author. I have dabbled in many different mediums over the years. Retirement has allowed me the opportunity to pursue my passion for art. The love that I have for the beautiful wildlife that we share on this planet, well it was only natural progression for me to paint, animals as well as pet portraits. I have done shows as well as solo exhibitions and commission work in the Kansas City area. Being awarded "Best of Show" at the Buttonwood Art Space, was an honor for me. Recently moving to Sarasota, Florida to be closer to my family I am looking forward to painting, teaching, and writing.

Espinosa, Josephina

Josephina studied at the Institut de Bellos Arts in Colombia, South America. She went on to teach both children and adults a wide range of media including drawing, painting, glass fusion, and stained glass. Her work is known throughout the world.

Farrell, Emilia

Emilia Farrell is currently an Englewood, FL, based artist and art instructor. She studied with V. Sangarov (Ukraine), Monique Johannet, Babara Baum, Sue Miller (Cambridge AEC) and David Small, Mass College of Art (Boston, MA). The subject matter of her works: portraits, landscapes and still-life in the traditional/impressionistic style. She is fascinated by ideas and concepts of various time periods of art history and cross relationships between arts, science, as well as to these periods' techniques and use of materials. She participated in New England's art events, exhibits and is a member of the Oil Painters of America (OPA). She enjoyed teaching drawing and oil painting classes at the Newton Adult Education Center, Lexington, MA, as well as at the private students' studios. Her works are shown in Cambridge Art Association, Belmont Art Gallery of Art, Newburyport, MA. Her landscapes and portraits were purchased by private collectors.

Gains, Arlene

As lifelong crafter and former school teacher, I love to share crafting and creating. My goal is to show new crafts and share a positive, friendly and encouraging environment in class.

Golden, Sheila

Sheila Golden has worked in fine arts for over 30 years, being included in a women's art calendar and exhibiting in New York City, San Francisco and Santa Fe, NM. Her watercolors are in Sarasota's Marietta Museum of Art & Whimsy. She has a BA in Fine Art from Sonoma State University and has studied with noted artists Barbara Nechis, Robert Burrige and Wolf Kahn. With her art in private and corporate collections, she enjoys sharing the magic of watercolors.

Gordon, Beverly

Beverly Gordon (Professor Emeritus, Design Studies Department, University Wisconsin-Madison) is an artist, writer, and teacher who helps students explore both the material and inner-intuitive worlds, and find their own visual and symbolic language. Her unique style and body of work in collage and assemblage sculpture incorporates a wide range of textures, materials and natural objects. It has been featured in numerous solo exhibitions and group shows and is profiled in a compelling video: <https://vimeo.com/686049263>.

Groff, Erica

Erica Groff is a sculptural artist and teacher with a BFA in ceramics from California College of the Arts. While ceramics is her favorite medium, she also creates with metal, plastics, and other tactile materials, often incorporating them. During her 14 years in the area, Erica has enjoyed a Hermitage Residency, solo exhibitions, a public sculpture, co-judging several fine art festivals, working administrative positions for art institutions, and teaching artistic skills to people of all ages.

Keck, Alan

Fifty years experience on potters wheel. Made a living for 10 years as production potter, Masters degree in Art Education. Taught all levels of ceramics and glassblowing at Emporia High School in Emporia, Kansas. Last ten years as Department Chair.

Kelly, Patricia

Pat has worked as a studio potter for over 35 years. She is a graduate of Rochester Institute of Technology in Graphic Arts with post-graduate study at the School for American Craftsmen, where she studied with potters Franz Wildenhaim and Jim Seacreast. Her work has sold in specialty shops, Dean and DeLuca and Tiffany's of New York City. She has been featured in *House and Garden*, *Home Beautiful* and *Country Living*. Her work is in private collections in the U.S. and Japan.

Larisch, Linda

Linda is the fourth generation of artists from a multicultural background. She has been painting for the past 40 years, had over 30 one-woman shows, and has been represented by various galleries in the US and Mexico. Her medium is acrylic paint on canvas. Her style ranges from realistic to abstract. She was an educator for pre-school children with delays and taught middle school here in Florida as well as art classes at several venues in the area.

Maria, Gary

Gary received his BFA from Kutztown University in Pennsylvania in 1976, then studied at the Art Students League of New York, SVA, and NYU. He first worked as a graphic designer in NYC at several book publishing houses. He then freelanced illustration for Dell Puzzle Magazines, Silhouette Romance, and Barbour Publishing, and also worked as a fine art print colorist at Mill Pond Press in Venice, Florida. His work aspires to the traditions of nineteenth century academic realism.

McCullough, Heather

Heather McCullough is a watercolor, oil and acrylic artist from Venice, Florida who spends time each summer in the western United States. She is a retired physician who began her study of art at the Venice Art Center in the 1990's, and then continued for many years with Herbie Rose at his studio in Bradenton, FL, augmented with additional workshops, classes, and self study. She is an enthusiastic plein air painter of landscapes and figures. Her work has been exhibited at the Venice Art Center, Venice Theater, and in Florida Watercolor Society shows, Drigg's Plein Air and in Wyoming. Her work can also be viewed on her website, HeatherMcCulloughArtworks.com. She is a member of the Florida Watercolor Society and the Venice Art Center.

Meyer, Katrina

Katrina, from Toledo, Ohio, became fascinated with minerals, gemstones and jewelry after a career in Ohio and Maryland as a secondary and adult education teacher and administrator. In 1996, she studied wire-craft jewelry-making at William Holland School of Lapidary Arts in Georgia and in private sessions with internationally known master wire artists. She sells her award-winning designs at area art shows and has taught wire jewelry-making since 2001.

McElhinney, Laura

Laura received her Masters degree from California Institute of the Arts in 2002. She has worked as a Theatrical Lighting Designer, Scenics Designer, and Painter for the past 20 years. Laura has worked many amazing places around the globe, including the Metropolitan Museum of Art and the MOMA in New York, and international arts festivals in Singapore, United Kingdom, Brazil, Spain, France, Denmark, Belgium, and Korea. She loves to paint and

Miller, Baila

Baila Miller completed Bachelor's, Master's degree, and post graduate work at The University of Memphis. Through her company, Baila Miller Programs, she has been presenting college level courses that explore the role of literature, paintings, architecture, sculpture, cinema, photography, as well as, orchestral and operatic influences in the development of European and modern American culture. Ms. Miller has taught or is currently teaching at The University of Memphis, Road Scholar International, ACE Adult & Community Enrichment, Longboat Key Education Center, Historic Spanish Point, The Venice Art Center, and The Ringling College of Art & Design.

Moran, Kitt

Kitt Moran is an award – winning oil painter whose work spans portrait, figurative, still life and landscape. Known for her contemporary impressionist style, she has won numerous honors, including several first place and “best of show” awards. Her work is exhibited at the Collectors gallery in Venice and other Florida venues. She is often commissioned for meaningful portraits that reflect personal passions. More of her paintings can be seen at kittmoran-art.com.

Mushacke, Lorraine

I have been a glass artist since 2004 when I began doing Stained Glass which was a dream from a young age. I added Fusing to my repertoire in 2016. I love the colors and ability to create originals from my imagination and encourage my students to use their imagination to create the beautiful and different images that come from them. I am excited to share my passion for glass and color with others in a teaching way.

Nishihira, Robert

Robert was a full-time commercial photographer for 18 years in California and had clients such as Callaway Golf, IBM, and Qualcomm. He won a number of honors including CA Magazine's Award of Excellence and ASMP's Gold Award. Robert's work has been published in magazines such as Vogue and Town & Country. After retiring from commercial photography, Robert taught photography at the City College of San Francisco for 20 years.

Palmer, Jeanne

Jeanne has been a fulltime potter for over 25 years; having owned and operated a pottery school and gallery near Buffalo, NY for 12 years. Her education includes: Bachelor of Arts/Ceramics from S.U.N.Y. at Fredonia, Post graduate Glaze Chemistry at S.U.N.Y. Alfred, Art & Education Graduate studies at University of Colorado at Boulder, and Studio Concentration at Penland School of Crafts, NC. Jeanne has shared enthusiasm for her craft having taught classes at many art centers and retreats. Palmer Pottery is well recognized in the area as she exhibits at fine art shows and local galleries.

Pica, Linda

Linda began painting in oils at the age of 15 under private and group instruction. She earned her Master's Degree (MBA) at Duquesne University in Pittsburgh, Pennsylvania and currently offers over 15 years of experience teaching adult students in a variety of business, arts and sciences courses. She maintains active memberships with the Bethel Art League, Venice Art Center, North Port Art Center and Englewood Art Center, winning awards for her work in local shows and competitions and selling her work at galleries in Pittsburgh, Pennsylvania, Venice and surrounding communities in Florida, and has completed a variety of commissions nationally.

**Thank you to our outstanding instructors for sharing
their talents and skills with all of us!**

Pommier, Laura

Laura Pommier resides in Rotonda West, Florida. Her formal art education comprises a Master of Arts from Indiana State University and a Bachelor of Fine Arts from Murray State University. Previously living in Jasper, Indiana, she worked as a graphic artist. At the same time, she produced studio art and exhibited in juried, group and solo shows nationwide. Now in Florida, Laura continues to work in her studio and teaches painting, drawing and pastel. She has been featured in The Herald Tribune, The Sun, Harbor Style, Sarasota Magazine, Healthy Living Magazine, Venice Lifestyle Magazine and Wellen Park Living. Additionally, she has painted numerous local murals. You can find Laura at www.laurapommier.com; FaceBook, and Instagram.

Ponder, Haley

Haley Ponder is a 25 year old, self-taught artist, born and raised in Nokomis Florida. Just like her grandmother, her love for creativity and being able to express herself is what started her on this journey to create wonderful abstract art and resin items that really make you're house a home. Her ability to teach others is something very special. She has done custom paintings for people including custom resin work and paint pourings of any size. Check out her Etsy page for reference: <https://.paintingsby.ponder.Etsy.com/>.

Robinette, Carolyn

Carolyn Robinette, a local Artisan maker, located in Venice, Florida. I have lived in Florida most of my life, 12 years in Venice. I enjoy mix media art, and most of all teaching and creating art with others. I have been teaching art for about 20 years. Besides art, I enjoy shelling at the beach, shell crafting...live theatre, sewing, and playing Bunco .

Schwab, Rita

Assistant art director for the city of Tallahassee in the early 80's Mid 80's self-employed studio artist, art educator, workshop leader. Fiber artist for 30 years; production weaving business wholesale and retail; Natural dye specialist. Painter since 2005; large Abstracts, specializing in Fresco art; private painting classes since 2010; Raised 3 children; lives summers in NC and winters in Englewood. Born and raised in Germany Exchange student to the US in college MFA FSU, Tallahassee, FL

Smith, Frances

Frances Smith has been a freelance artist in Venice for over 40 years. She attended Boston Museum of Fine Arts School and Ringling College of Art, specializing in acrylic, watercolor and pastel - with extensive work in stained glass, calligraphy, and public art and wall murals - both indoors and out. Frances has taught both child and adult art classes and exhibited locally and nationally, winning numerous awards for her work.

Stramara, Joanne

Joanne's love for art has always been a part of her life while growing up in Pennsylvania. She studied art at Kutztown University, Wyomissing Institute and with many local and national art teachers. Art workshops to California, Arizona, France, Delaware, Pennsylvania and Florida, etc. "fueled the fire". Her favorite medium is watercolor and her love of experimentation has been rewarding.

Tamburro, Sherry

Sherry Tamburro is a fiber artist with a design degree in Architecture from the University of Florida. Her interest in fiber arts began with weaving, spinning basketry and evolved into wet felting. The authenticity and sustainability of the materials used in wet felting creates a canvas for self expression and exploration. This alchemy creates magic. Join Sherry to experience this amazing process.

Tamsett, Janessa

Janessa has passionately dedicated the past 25 years to creating and teaching art within the local community. Her instructional program embraces a variety of art mediums, integrating classical techniques, art history, and art appreciation concepts. Additionally, Janessa has developed instructor-led workshops for schools and community programs. She relocated to Venice, FL, to continue her commitment to community art in Southwest Florida and to focus on her personal works of oceanic paintings.

Tilson, Linda

Beginning with a BS in Textiles plus Education from Texas Tech, Linda has been a teacher, a commercial textiles and clothing designer and entrepreneur. For the past 20 years she has been a textile artist, creating one-of-a-kind garments and accessories which she sells at fine craft/fine art shows, including American Craft Council, Lincoln Center (NYC), and juried Florida exhibitions. Venice is her home and Linda enjoys sharing her passion for working with colors and designs on fabric.

Valladares, Rosa

Rosa Valladares was born in Lima Peru, where her passion for printmaking started. She studied at Tamarind Institute in New Mexico. And later on, was granted with a full scholarship to earn a Master degree in Fine Arts at Indiana University of Pennsylvania. She has received others Art grants from various institutions. Rosa also participated in collective exhibitions all over the world. Her experience on teaching reflects the enthusiasm she has to create and appreciate art.

Wilcox, Susan

Painting is one of the greatest joys of my life. I consistently use the gift that I have been given while striving to improve my technique and bring joy to others with my work. I studied in Buffalo, NY and earned a BS and MS in Art Education.

**Thank you to our outstanding instructors for sharing
their talents and skills with all of us!**



Scan me!



VENICE ART CENTER

START YOUR CREATIVE JOURNEY

390 Nokomis Ave. South • Venice, FL 34285
(941) 485 7136

REGISTRATION INFO

Date: _____ Membership Type: ☐ Family ☐ Individual ☐ Couple ☐ Student
 Membership Expiration: _____ Payment Method: ☐ Cash ☐ Check ☐ Credit Card
 Credit Card #: _____ Exp: _____ CVC: _____

MEMBER INFO

Full Name: _____
 Address: _____
 City: _____ State: _____ Zip Code: _____
 Phone: _____ Email: _____

REFUND/CANCELLATION POLICY

All students must read and sign the following section.

REFUND POLICY ON CLASSES:

- You may drop a class two weeks before its start date to receive an account credit, or to transfer to another class.
- You will be notified by phone and/or email if a class is cancelled, in which you will receive a full refund.
- Class refunds are NOT given for any other reason.

REFUND POLICY ON WORKSHOPS:

- You may drop a workshop 45 days before its start date for a refund minus a \$35 cancellation fee.
- You will be notified by phone and/or email if a workshop is cancelled, in which you will receive a full refund.
- Refunds are NOT given within 45 days of the workshop start date.

Photographs may be taken during our classes. By signing this form, I grant Venice Art Center the right to take photos of me and my property. I agree that Venice Art Center may use photos of me with or without my name and for any lawful purpose, including such purposes as publicity, illustration, advertising and web content.

I understand the refund/cancellation policy: _____

Signature & Date

I DO / NOT grant permission to be photographed: _____

**Tuition in full is due at time of registration!*

Signature & Date

CLASS REGISTRATION

Class: _____ Instructor: _____ Course ID: _____
 Dates: _____ Time: _____
 Tuition: \$ _____

Class: _____ Instructor: _____ Course ID: _____
 Dates: _____ Time: _____
 Tuition: \$ _____

Can't fill out the form in person? You can mail it in with a check, your credit card #, or register through our website:
www.veniceartcenter.com

OFFICE USE ONLY:

Receipt #: _____
 VAC Initials: _____



REFUND POLICY:

Refund Policy on CLASSES:

You may drop a class two weeks before its start date to receive an account credit, or to transfer to another class. You will be notified by phone and/or email if a class is cancelled, in which you will receive a full refund. Class refunds are NOT given for any other reason.

Refund Policy on WORKSHOPS:

You may drop a workshop 45 days before its start date for a refund minus a \$35 cancellation fee. You will be notified by phone and/or email if a workshop is cancelled, in which you will receive a full refund. Refunds are NOT given within 45 days of the workshop start date.

Additional Info:

Instructors are NOT obligated to offer makeup classes that a student misses. Only with permission from an instructor may classes from a session be pro-rated.

I VALUE *THE ARTS!*

HOW TO SUPPORT THE VENICE ART CENTER:

- Become a member
- Volunteer
- Make a donation
- Attend our events
- Buy a brick
- Leave a legacy gift & ensure the future of art & culture in your community for years to come.



Scan for VAC Classes

September 12–October 2, 2025

Reception: September 12 5-7pm

“I Am Humanity”

Sponsor:

Juror: Dottie Cory

Altman-Vogt Solo Exhibit: Through Their Eyes

Receiving: Friday, 9/5, 10-2

Saturday, 9/6, 10-12

December 12, 2025

“Venice Art Center Annual Tea”

Sponsored by: Ehrhart Family Foundation

Ticketed Event

December 9, 2025–January 2, 2026

Reception: December 19, 5-7pm

“Grand Ideas”

Sponsor: Ed & Debbie Campbell

Juror: Grace Shirk

Altman-Vogt Solo Exhibit: Mighty Minis

Receiving: Friday, 12/5, 10-2

Saturday 12/6, 10-2

October 10–30, 2025

Reception: October 10, 5-7pm

“Fall Members’ Show”

With Special Exhibit by the Venice Garden Club

Sponsor: Polly & Ernie Skinner

Jurors: Participating Artists Peer Jurors

Receiving: Friday, 10/3, 10-2

Saturday, 10/4, 10-12

January 9–February 10, 2026

Reception: January 9, 5-7pm

“Colors in Motion”

Sponsor: Venice Lifestyle Magazine

Juror: Mara Torres González

**Altman-Vogt Solo Exhibit: “Meet my Beatles”
by Leoma Lovegrove**

Receiving: Friday, 1/2, 10-2

Saturday, 1/3 10-12

November 7–December 4, 2025

Reception: November 7, 5-7pm

“The Next Chapter”

Sponsor: Village on the Isle

Juror: Robyn Holl

**Altman-Vogt Solo Exhibit:
“Centennial Celebration”**

**Venice Area Historical Society
in collaboration with Venice Art Center**

Receiving: Friday, 10/31, 10-2

Saturday, 11/1, 10-12

Pickup date: Friday, 12/5, 10-2

February 20 & 21, 2026

“Fine Arts Show and Sale”

Sponsor: PatrickAir

All media.

**This is an event featuring fine arts.
Participating artists sign up in advance.**

Members \$4/Nonmembers \$5

November 22, 2025, 10am–4pm

“Bling Thing Jewelry Show and Sale”

**A free event featuring the finest jewelers in our
area. Participating artists sign up in advance.**

February 25–March 10, 2026

Reception: March 10, 5-7pm

“Annual Art Auction”

Sponsored by: Jacaranda Trace

Silent Auction of donated artwork with bidding starting at 9am on February 25 through 6pm on March 10

March 20–April 9, 2026

Reception: March 20, 5-7pm

“Spring Members’ Show”

Nell Rude Award for Photography

Sponsor: Jimco Maintenance

Jurors: Participating Artists Peer Jurors

**Receiving: Friday, 3/13 10-2
Saturday, 3/14, 10-12**

April 17–30, 2026

Reception: April 17, 5-7pm

“You Name It!”

Sponsor: SCYBER IT Managed Services

Juror: TBD

Altman-Vogt Solo Exhibit: Phyllis Parker

**Receiving: Friday, 4/10 10-2
Saturday, 4/11, 10-12**

May 5-13, 2026

“South Sarasota County School Show”

Sponsored by: Community Foundation of Sarasota County

**High/Middle School Award Ceremony:
TBA, 5:30-7pm**

Elementary Ceremony: TBA, 5:30-7pm

**Receiving: Saturday, 5/1, 10am-1pm
& Monday 5/4, 9:30am-12noon**

Jury Monday, 1-4pm

May 22–June 18, 2026

Reception: May 22, 5-7pm

“Over the Top”

Sponsor:

Juror: TBD

Altman-Vogt Solo Exhibit: Jeff Cornell

**Receiving: Friday, 5/15, 10-2
Saturday, 5/16, 10-12**

June 26–July 16, 2026

Reception: June 26, 5-7pm

“Celebration”

Sponsor: Joyner Family Insurance

Juror: TBD

Altman-Vogt Solo Exhibit: Val Dwek

**Receiving: Friday, 6/19, 10-2
Saturday, 6/20, 10-12**

July 24–August 13, 2026

Reception: July 24, 5-7pm

“Keep It Cool”

Sponsor:

Juror: TBD

Altman-Vogt Solo Exhibit: Pat Kelly & Students

**Receiving: Friday, 7/17, 10-2
Saturday, 7/18, 10-12**

**The Venice Art Center
will be CLOSED
Saturday, August 22
through Monday, September 7, 2026.
We will reopen on
Tuesday, September 8 at 9 AM.
Create and be well!**

Venice Art Center Exhibition Rules



Entry Fees : (Entry fees are non-refundable)

Members: \$20 per piece, \$30 for two Future Members: \$25 per piece

Diptych: \$30

Diptych: \$40

Number of entries: Member Shows accept one entry per member; all other shows accept two works. Diptychs and triptychs count as one work.

Receiving hours: WHEN POSSIBLE. Friday from 10-2 and Saturday from 10-12.

All entries must be original works. **No copies, giclee prints, or embellished giclee prints.**

Each submitted piece must have artist's name, phone #, title and price clearly labeled on back.

Works previously exhibited in a juried show at the Venice Art Center cannot be exhibited.

Works more than 3 years old will not be accepted.

Prints such as photographs, lithographs, woodcuts, engravings, etchings, screen prints and digital art must be labeled as such and numbered as an edition.

No more than one artist per entry will be accepted.

Framing:

Maximum height plus width cannot exceed 80" total including frame. (including diptych or triptych)

Glass will only be accepted on pastels, charcoals and graphites no larger than 20" X 24" including frame. Other works that require covering must use Plexiglas.

Unframed canvases must be museum or gallery wrapped with edges painted.

Frames must be in good condition. Mats must be clean, well cut and without scratches. Triptychs or diptychs must be identically framed. Special hanging requests may not be honored.

Wiring:

All paintings must be stoutly wired. Wire should be securely attached, without excess wire and placed approximately 1/3 of the height down from the top of the piece. Ends of rough wire should be taped. We do not recommend plastic coated wire. Saw tooth hangers are not accepted.

The wire, when holding the piece must be at least 3.5" from the top to prevent the hanging bracket from showing. Screw eyes or D rings may be used.

Sculpture: All work must be securely fastened to the base. Maximum height plus width should measure no more than 60" total. Use of VAC's pedestals is preferred.

Pottery: Pieces must be stable with smooth bottom and edges.

Jewelry: All jewelry submitted must be on the artist's display stand or form.

Sales: A 35% commission (including referrals) will be charged by VAC.

Awards: Winners will be notified by phone.

Judging: The juror is solely responsible for determining accepted works in the exhibition and selecting works to receive awards. Artists whose work has juried out will be notified by email.

Pick Up: All work must be picked up on the designated date. A charge of \$2.00 per day per item will be enforced if not picked up. Work remaining in storage after one month becomes property of VAC.

Withdrawal: No work accepted for an exhibit may be substituted, nor will any work be permitted to be withdrawn during an exhibit except for extreme extenuating circumstances with the approval of the CEO.

Responsibilities: All work will be handled with the greatest of care by VAC but artists understand that VAC cannot be responsible for loss or damage. All work will be hung at the discretion of the VAC Exhibition Committee.

Release: All entries accepted for the exhibition are eligible for publication in VAC promotional material.



Venice Art Center Presents: 2025-26 Concert Series

November 19: Dave Sayer & Valerie di Lorenzo

Enchanted Evening of Cabaret

December 3: The Occasions

December 18: Art of Blues Band

Featuring Steve Arvey & Bill Buchman

January 13: Mike Imbasciani Folk Legends

This specialty concert is \$35 Members/\$40 Future Members
VIP (This concert only) \$45 Members/\$50 Future Members

February 4: The Brown Campbell Blues Band

February 26: Yaya Diamond & the Dream Chasers

March 25: Trey Wanvig

April 8: Bus Stop Band



Scan for Concerts!

 Venice Gondolier

Concert begins 7:00 pm. Doors open at 6:30 pm + Cash bar

Individual concert tickets: \$25 VAC Members \$30 Future Members
(Separate pricing for the Mike Imbasciani Concert)

VIP tickets: reserved seating in the first two rows and early admission at 6:15

VIP per concert: \$35 VAC Members/ \$40 Future Members
(Separate pricing for the Mike Imbasciani Concert)

Tickets: 390 Nokomis Ave. S., Venice, FL or call 941-485-7136

Twenty Fourth Annual Fine Arts Show & Sale

Venice Art Center

390 Nokomis Avenue South

Venice, FL 34285

(On the Venice Cultural Campus)

**Saturday & Sunday
February 21 & 22, 2026
9am-4pm**

Original, Giclée Prints, Acrylics, Oils, Watercolors,
Mixed Media, Jewelry, Glass, Pottery, Textiles
Photography and So Much More!

Enjoy the Outdoor Café

Admission:

\$4 for VAC Members/\$5 for Non Members





9th Annual

Venice Art Center Art Auction

Silent auction of donated artwork

Bidding and "Buy it now"
begins on Thursday, 2/26 at 9:00am
and continues through
Tuesday, 3/10, at 6:00pm

Reception & Final Bids: 3/10, 5-7pm

Venice Art Center
390 Nokomis Ave S., Venice, FL 34285

Sponsored by Venice City Lifestyle Magazine

WE WANT YOU!

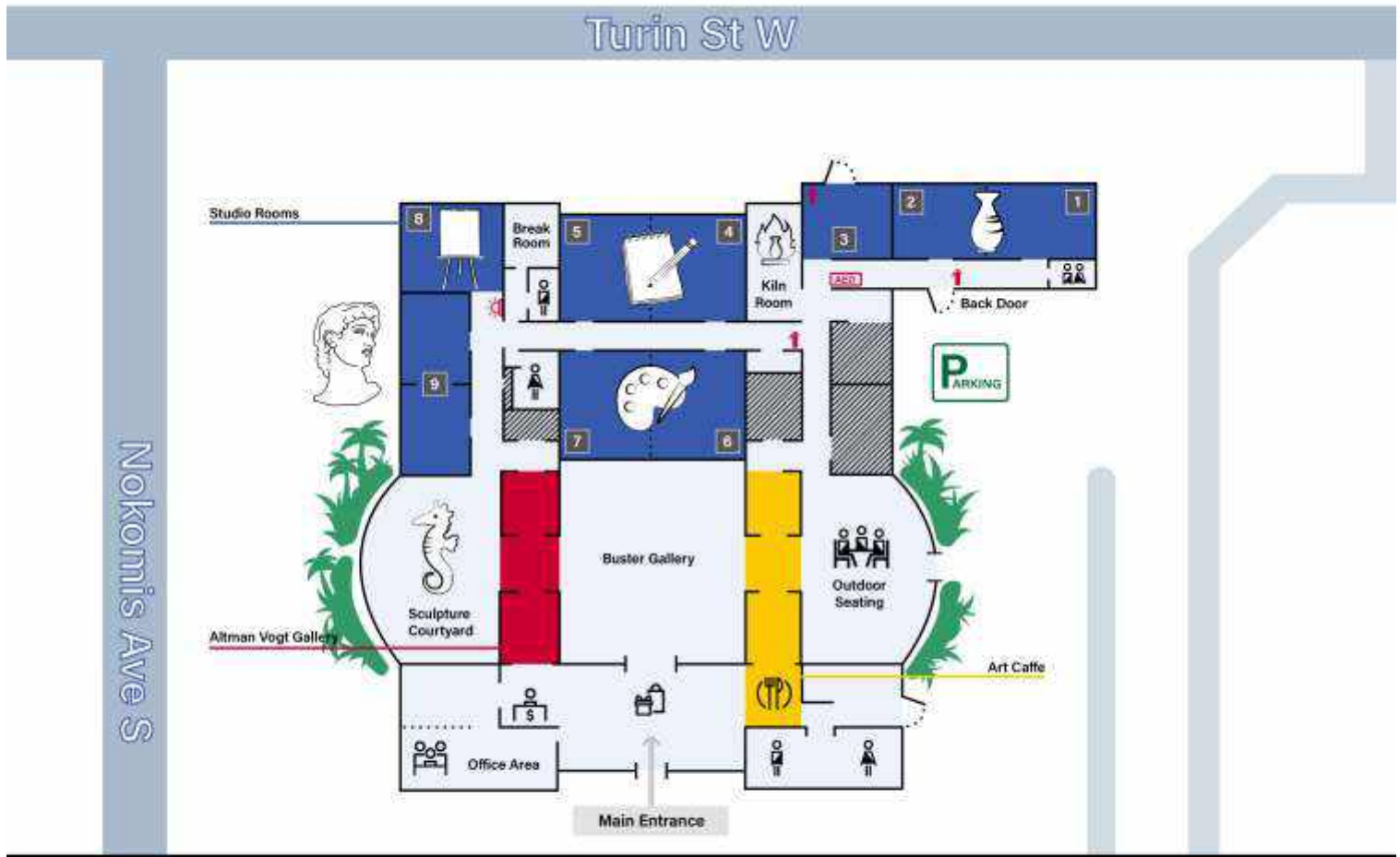
Join our fun and dedicated Volunteer team today



Call Us At:
(941)-485-7136



Enjoy all the interactive spaces at the Venice Art Center, including two galleries, nine studios, a gift shop and a café!



390 Nokomis Ave S,
Venice, FL 34285
941-485-7136
(Art Caffe: 941-786-9023)
www.veniceartcenter.com

VAC HOURS (Seasonal):
Monday-Friday: 9:00 AM - 4:00 PM
Saturday: 9:00 AM - 1:00 PM
Sunday: Closed

ART CAFE HOURS:
Monday - Friday 11:00 AM - 3:00 PM



Studio #

The Sales Gallery at:



Find unique, one-of-a-kind items created by local member artists. All sales support our artists and Venice Art Center programs.

