



See Art. Feel Art. Create Art.

Venice Art Center

Fall 2024

Course Selection Guide

September-December 2024

Over 200+ classes offered!

Venice Art Center

390 Nokomis Ave. S.

Venice, FL 34285

941-485-7136





SEE ART. FEEL ART. CREATE ART.

Our Mission:

Provide cultural enrichment opportunities that inspire and engage our community to see, experience and create art.

Venice Art Center Board of Directors:

President: Tish Murphy

Vice President: Wayne Hall

Treasurer: Casey Riley

Secretary: Jennifer Hazeltine

Kecia Carroll

Christine Griffith

Maryjo Floryjanski

Cole McHargue

Scott Herman

Marianne Robertson

Carol Sikora

CEO: Mary Moscatelli

**Thank
You!**



VENICE
ART
CENTER



A Little Bit Different	Pages 4—7
Printmaking	Page 7
Photography and Digital Art	Page 8
Jewelry	Page 9—11
Ceramics & Pottery	Page 12—14
Sculpture	Page 14—15
Drawing, Pastel & Multimedia	Page 16—19
Painting with Oil, Acrylic & More	Pages 19—22
Painting with Watercolor	Page 23—25
Open Studios	Page 26
Specialty Workshops	Page 27—33
VAC Uncorked	Page 34
Baila Miller Lectures	Page 35
Instructor Biographies	Page 36—38
Registration	Page 39
Exhibition Schedule	Page 40—41
Exhibition Rules	Page 42
Our Supporters	Pages 43—49



HOURS OF OPERATION

OPEN:

9:00 AM—4:00 PM

Monday—Friday

OPEN Saturdays*:

9:00 AM—1:00 PM

***November 2—December 28**

CLOSED:

November 28, 29 & 30

December 23—26

December 31—January 1



#F101 Greeting Cards and Small Wonders
Instructor: Marilyn Cassidy

A combination of watercolor and mixed media techniques for creating greeting cards and small wonders for truly one-of-a-kind works. You will need to bring the items on the supply list, but the instructor will also be providing many specialty items.

Dates: 1-Day Mini-Session, Wednesday
 9:30 AM–3:30 PM

#F101A: October 16
 #F101B: November 13

Fee: \$55 Members \$68.75 Nonmembers



#F102 Introduction to Glass Fusing
Instructor: Josephina Espinosa

Learn to cut, assemble and create kiln-formed projects in glass. No experience needed. All materials are supplied. Bring protective eyewear.

Dates: 2-Day Mini-Session,
 Monday & Tuesday
 1:00—3:30 PM

#F102A: September 23 & 24
 #F102B: October 21 & 22
 #F102C: November 18 & 19
 #F102D: December 16 & 17

Fee: \$73 Members \$91.25 Nonmembers



#F103 Stained Glass
Instructor: Josephina Espinosa

Learn to cut, foil, and assemble projects with glass. All materials are supplied. Bring protective eyewear.

Dates: 2-Day Mini-Session,
 Monday & Tuesday
 9:30 AM—12:00 PM

#F103A: October 21 & 22
 #F103B: December 16 & 17

Fee: \$73 Members \$91.25 Nonmembers



#F104 Basic Mosaics
Instructor: Josephina Espinosa

Learn how to select pre-cut glass tiles, or cut your own, to design and create beautiful mosaics on planters, pots, stepping stones and on walls. All materials are supplied. Bring protective eyewear.

Dates: 2-Day Mini-Session,
 Monday & Tuesday
 9:30 AM—12:00 PM

#F104A: September 23 & 24
 #F104B: November 18 & 19

Fee: \$77 Members \$96.25 Nonmembers



#F105 The Fiber of Our Lives: Why Textiles Matter
Instructor: Beverly Gordon

This lavishly illustrated talk shines new light on a taken-for-granted subject: the roles and meanings that textiles hold in cultures throughout the world. It will make you look at the world around you with a new appreciation for thread and cloth (and human ingenuity), for there are few aspects of our lives—physical, social, emotional, aesthetic, spiritual—in which thread and cloth do not play a notable part. In an age when textiles are so expendable that we are willing to buy pre-torn clothing, it is hard to even imagine a time when cloth was stockpiled and the focus of international intrigue. We will look at eye-opening examples like this from across the globe and throughout history, drawing on perspectives from art, art history, anthropology and more. Participants will enjoy stunning images and have an opportunity to share their own stories and ideas.

Dates: 1.5 Hour Lecture, Saturday
 10:30 AM—12:00 PM

#F105A: November 16

Fee: \$13 Members \$15 Nonmembers



#F106 Fish Printing on Tote Bags
Instructor: Nanette Hopkins

Bring an assortment of at least 10 tote bags. White, tan and black totes make good backgrounds for your fabulous fish designs. Bring a smock to work with acrylic paints. These can be wonderful Christmas gifts! All materials supplied, except tote bags.

Date: 2 Weeks, Mondays,
 1:00—3:30 PM

#F106A: December 9 & 16

Fee: \$50 Members \$62.50 Nonmembers



#F107 Paint Pouring Mini-Session
Instructor: Haley Ponder

We will be creating a stretched abstract piece with four colors of your choice (think of what colors will be created when mixed) using an air swipe non-resin pour technique. This project requires drying time, so pick up will be 3 days after class.

Dates: 1/2 Day Mini-Session, Tuesdays
 Times Vary

#F107A: September 10 (1:00-3:30 PM)

#F107B: October 8 (1:00-3:30 PM)

#F107C: October 22 (4:30—7:00 PM)

#F107D: November 5 (1:00-3:30 PM)

#F107E: December 10 (1:00-3:30 PM)

Fee: \$43 Members \$53.75 Nonmembers



#F108 Paint Pouring
Instructor: Haley Ponder

Learn how to create a variety of paint pouring methods including Dutch pours, open pours and many more. Wear your painting clothes as this class can get messy! Students can use the canvas size of their choice, refer to the supply list for details.

Dates: 4 Weeks, Fridays, 1:00—3:30 PM

#F108A: September 13—October 4

#F108B: November 22—December 20
 (No class 11/29)

Fee: \$106 Members \$132.50 Nonmembers



#F109 Charcuterie Board
Instructor: Haley Ponder

Make your own unique happy hour centerpiece that will last a lifetime with beautiful embellishments hand selected by you and sealed with resin. Charcuterie board and resin will be provided. Please bring embellishments to incorporate into your board, such as shells, flowers, metal leaves and other findings. This project requires drying time, so pick up will be 3 days after class.

Dates: 1/2-Day Mini-Session, Tuesdays
 Times Vary

#F109A: September 24 (1:00—3:30 PM)

#F109B: October 15 (1:00—3:30 PM)

#F109C: November 12 (4:30—7:00 PM)

#F109D: December 3 (1:00—3:30 PM)

#F109E: December 17 (4:30—7:00 PM)

Fee: \$90 Members \$112.50 Nonmembers



#F110 Resin Journal & Paper Making
Instructor: Haley Ponder

Make a journal completely from scratch creating the cover out of resin, inks, flowers and other found objects. We will also press our own paper from scratch and assemble it.

Dates: 2-Day Mini-Session, Fridays
 1:00—3:30 PM

#F110A: October 11 & 18

Fee: \$75 Members \$93.75 Nonmembers




#F111 Resin Coaster Making
Instructor: Haley Ponder

We will be creating a set of four coasters in a variety of shapes using resin, dried flowers, glitter and sand. Bring found objects of your choice to incorporate in the coasters.

Dates: 2-Day Mini-Session, Fridays
 1:00—3:30 PM

#F111A: November 8 & 15

Fee: \$80 Members \$100 Nonmembers



#F112 Parent/Child Paint Night
Instructor: Haley Ponder

Kids, bring your parents to a night of painting! Bring your favorite drinks and snacks! No experience necessary. Ages 6 and up. All supplies provided. Price includes one child and one adult. A different project will be completed each night, so sign up for multiple nights!

Dates: 1/2-Day Mini-Session, Thursdays
 5:30—8:00 PM

#F112A: September 19
 #F112B: October 17
 #F112C: November 14

Fee: \$55 Members \$82.50 Nonmembers



#F113 Beginning Dot Painting
Instructor: Nancy Shelby

In this beginner's class, the student will learn the awesome technique of "dotting," creating individual pieces of art. Learn about the different tools and how to achieve various effects. We will be using acrylic paints on stretched canvas. You will have the choice to paint a beautiful nature design or Mandala. The word Mandala refers to a circle within a square. All materials provided by the instructor for a fee of \$25 due at the beginning of the class.

Dates: 1-Day Mini-Session, Wednesdays
 9:30 AM—3:30 PM

#F113A: September 18
 #F113B: October 23
 #F113C: November 20
 #F113D: December 4
 #F113E: December 18

Fee: \$55 Members \$68.75 Nonmembers



#F114 Individual Instruction—All Media
Instructor: Frances Smith

Experience one-on-one assistance for drawing, mixed media and painting, including critiques and demonstrations. All levels.

By appointment: call 941-485-7136
 #F114: Dates and times vary

Fee: \$25 per hour—Members
 \$30 per hour—Nonmembers



BECOME A MEMBER!

Venice Art Center Membership lasts one full year from the date in which you join.

Benefits of Membership:

Receive membership discounts on classes, workshops, events, concerts and exhibition fees.

- \$65 INDIVIDUAL**
- \$75 COUPLE**
- \$100 FAMILY**
- \$20 STUDENT**





#F115 Silk Scarf Painting
Instructor: Linda Tilson

Experience the fun of painting on silk while creating two beautiful, original silk scarves. No painting experience necessary - just a desire to play with color and design while learning silk painting techniques. Linda brings lots of samples for inspiration and all supplies are included.

Dates: 1/2-Day Mini-Session, Days Vary
 1:00-3:30 PM

#F115A: November 19 (Tuesday)
 #F115B: December 11 (Wednesday)

Fee: \$55 Members \$68.75 Nonmembers



#F116 Shibori Table Napkins
Instructor: Linda Tilson

Shibori is an ancient Asian method for creating designs on fabric by folding, pleating, stitching, tying then dyeing. Create four artful table napkins using these fun techniques. All supplies are included. Great for gifts!

Dates: 1/2-Day Mini-Session, Tuesday
 1:00-3:30 PM

#F116A: October 22

Fee: \$55 Members \$68.75 Nonmembers



#F117 Travel Art Journaling Books
Instructor: Rosa Valladares

This class is designed for travelers, takers of journeys and finders of treasures who want to capture memories of all types and keep them in artistic books. Build four different kinds of books/travel journals that involve folding papers and minimal sewing. Incorporate quotes, repurposed vintage items, use of vintage postcards and your own photographs from past trips in the creation of your books. You will select a simple palette of a few colors, the gather papers and other items to add memories to your books!

Dates: 4 Weeks, Thursdays
 6:30—9:00 PM

#F117A: September 12—October 3

Fee: \$80 Members \$100 Nonmembers



#F118 Sea Life with Collagraph
Instructor: Rosa Valladares

In this class, you will practice the use of pliable materials and matt board, similar to the process of monotypes, but this time adding the experience of using a printing press. Develop scenarios of sea life and creatures that are part of our beautiful beaches. In each class, you will develop a plate using matt board, paint it and print it on paper. The plate will allow you to make as many prints as you would like!

Dates: 4 Weeks, Saturdays
 9:30 AM—12:00 PM

#F118A: November 2, 9, 16 & 23

Fee: \$80 Members \$100 Nonmembers

Printmaking



#901 Open Studio Printmaking

Create magical images thinking backwards or opposites of the norm. Use our etching press that easily accommodates 22" x 30" paper. Bring your own inks, papers, rollers, clean up materials, etc. No instruction but a monitor will be available for camaraderie and assistance if necessary.

Dates: Fridays, 9:30 AM—3:30 PM

September 13
 October 4
 November 22
 December 27

Fee: \$10 Members \$15 Nonmembers



#F201 Photography Basics for Beginners
Instructor: Harry Cutting

From day one of class, you will learn tips and tricks to improve your photography skills, including how to use your camera effectively. The best camera is the one you have with you. You will learn how to photograph children, how to spot good black and white photo opportunities and how to edit your photos to

Dates: 4 Weeks, Thursdays
 9:30 AM—12:00 PM

#F201A: September 12—October 3
 #F201B: October 10, 17, 24 & 31
 #F201C: November 14—December 12
 (No class November 28)

Fee: \$80 Members \$100 Nonmembers



#F202 Intermediate and Advanced Photography
Instructor: Harry Cutting

Course is focused on pro tricks and techniques. How to gain access to photo opportunities. How to act like a professional, even if you're not. Equipment Review, avoiding equipment envy. How writing increases your value. The Law and Photography - it's complicated. Post Production - using photo editing software to manage workflow.

Dates: 4 Weeks, Thursdays
 1:00 PM—3:30 PM

#F202A: September 12—October 3
 #F202B: October 10, 17, 24 & 31
 #F202C: November 14—December 12
 (No class November 28)

Fee: \$80 Members \$100 Nonmembers



#F203 Using Adobe Lightroom Classic to Process Your Photos – the Basics
Instructor: Carole Dicker

This is a basic hands-on course for storing and editing your photos on your computer using Adobe Lightroom Classic Software. It will cover uploading and organizing your photos in the library, using a selection of editing features, and saving the new copy. Basic editing features, such as cropping, exposure and white balance will be covered, as well as some more advanced features dealing with color enhancements, healing, and masking.

Just using the software will teach you a lot about taking pictures. Students must bring a computer with Adobe Lightroom Classic software loaded and ready. (You can get a trial copy from Adobe.com.) If you have any disks with photos, bring them also. Please note, this class is not for phone or iPad photos.

Dates: 4 Weeks, Mondays
 9:30 AM—12:00 PM

#F203A: October 14—November 4
 #F203B: November 18—December 9

Fee: \$80 Members \$100 Nonmembers



#F204 Lighting Essentials
Instructor: Robert Nishihira

"Light makes photography. Embrace light. Admire it. Love it. But above all, know light." George Eastman. In this class you will come to know light as you light your pathway to success in photography.

Dates: 6 Weeks, Fridays
 9:30 AM—12:00 PM

#F204A: September 6—October 11

Fee: \$120 Members \$150 Nonmembers



#F205 Outside the Comfort Zone
Instructor: Robert Nishihira

"Creativity is inventing, experimenting, growing, taking risks, breaking rules, making mistakes, and having fun." Mary Lou Cook, artist. Let your creativity and imagination flow and have fun too in this 4-week course with professional photographer Robert Nishihira.

Dates: 4 Weeks, Days and Times Vary

Mondays, 9:30 AM—12:00 PM
 #F205A: September 9, 16, 23 & 30

Tuesdays, 1:00 PM—3:30 PM
 #F205B: October 8, 15, 22 & 29
 #F205C: November 26—December 17

Fridays, 9:30 AM—12:00 PM
 #F205D: December 13—January 3

Fee: \$80 Members \$100 Nonmembers

#F301 Pearl Ring
Instructor: Katrina Meyer



A pearl is a timeless beauty. Come and create your own special color of freshwater pearl ring in your choice of precious-metal wire (14k. gold-filled or sterling silver). Learn how to improve the ring's strength, durability and appearance by binding the shank. All materials supplied.

Date: 1/2-Day Mini-Session, Thursday
 1:00–3:30 PM

#F301A: September 19

Fee: \$60 Members \$75 Nonmembers

#F302 Bow Bracelet
Instructor: Katrina Meyer



You can “tie one on” with this clean, classic design! Choose either variation of design, select crystal, glass or metal beads and fashion it in 14k gold-filled or sterling silver wires. Prior experience in wire work is recommended but not required. All materials supplied.

Date: 1/2-Day Mini-Session, Monday
 12:30–3:30 PM

#F302A: October 7

Fee: \$88 Members
 \$110 Nonmembers

#F303 Beaded Loops & Waves Cuff
Instructor: Katrina Meyer



Ride waves of creativity as you loop and curve wire to fit comfortably on your wrist. Choose your beads from a variety of colors, sizes, shapes and materials to go with your choice of color of wire. We'll lightly hammer the bracelet to give it additional strength and shape. No prior wire experience is needed. All materials supplied.

Date: 1/2-Day Mini-Session, Tuesday
 1:00–3:30 PM

#F303A: October 22

Fee: \$55 Members
 \$68.75 Nonmembers

#F304 Wrapped Bar Earrings
Instructor: Katrina Meyer



Learn to hammer flat aluminum wire in gold, silver or from a selection of colors to create a bar then wrap it with your choice of colors of round wire and add beads for variety. Let your creativity flow! Make more than one pair of earrings, time permitting. All materials supplied, including one pair of 14k gold-filled or sterling silver ear wires.

Date: 1/2-Day Mini-Session, Wednesday
 1:00–3:30 PM

#F304A: November 6

Fee: \$55 Members
 \$68.75 Nonmembers

#F305 Curvy Drop Earrings
Instructor: Katrina Meyer



The twists and turns of these earrings will play with the light and catch the compliments! Learn to create texture on wire by hammering and create a pleasing contrast with smooth, round wire in a reverse coil. Wire in a variety of colors, as well as one set of sterling silver or 14k gold-filled ear wires, are included. All materials supplied.

Date: 1/2-Day Mini-Session, Wednesday
 1:00–3:30 PM

#F305A: December 4

Fee: \$55 Members
 \$68.75 Nonmembers

#F306 Fancy Swirl Ring
Instructor: Katrina Meyer



Adorn yourself with this flirty style! Wire sculpture is mostly hand work, so flex your fingers and fashion a gracefully sculpted ring in gold-filled or sterling silver wire. No experience is required for this project. All materials supplied.

Date: 1/2-Day Mini-Session, Thursday
 12:30–3:30 PM

#F306A: December 12

Fee: \$68 Members
 \$85 Nonmembers



#F307 Wire and Bead Earrings
Instructor: Dione Outlaw

Have fun learning how to make this coiled bead. You will also learn how to make the ear wires. After you chose the bead you like, you will assemble the earrings.

Dates: 1/2-Day Mini-Session, Monday
 9:30 AM—12:00 PM

#F307A: September 23

Fee: \$53 Members \$66.25 Nonmembers



#F308 Leaf Earrings
Instructor: Dione Outlaw

Learn the techniques of fold forming and texturizing to make these earrings. The ear wires will be made from sterling silver and the leaf will be formed from a copper sheet.

Dates: 1/2-Day Mini-Session, Monday
 9:30 AM—12:00 PM

#F308A: October 14

Fee: \$46 Members \$57.50 Nonmembers



#F309 Coiled Bead Earrings
Instructor: Dione Outlaw

This is a fun earring to make using sterling silver wire and beads of the students' choice.

Dates: 1/2-Day Mini-Session, Tuesday
 1:00 PM—3:30 PM

#F309A: November 5

Fee: \$45 Members \$56.25 Nonmembers



#F310 Copper Flower Necklace
Instructor: Dione Outlaw

Students will create this necklace using copper wire and copper sheet metal. They will cut out the two flower shapes and texturize them. They will learn to make their own jump rings and how to form the wire for the neck piece.

Dates: 1-Day Mini-Session, Monday
 9:30 AM—3:30 PM

#F310A: December 17

Fee: \$79 Members \$98.75 Nonmembers



#F311 Natural & Neutral Necklace and Earring Set
Instructor: Christine Sadel

Learn about jewelry design while using a wide variety of lovely, natural gemstones and beads to create a timeless and versatile jewelry set that is lovely to wear or give as a gift. All supplies and tools are provided. .

Dates: 1/2-Day Mini-Session, Monday
 1:00 PM—3:30 PM

#F311A: September 16

Fee: \$45 Members \$56.25 Nonmembers



#F312 Jewelry Ensemble
Instructor: Christine Sadel

Learn proper jewelry design and about the tools and steps to create beautiful, professionally made pieces. We will be using a variety techniques with beads, wires and findings as we create this jewelry ensemble. All tools and supplies are provided.

Dates: 1/2-Day Mini-Session, Thursday
 1:00 PM—3:30 PM

#F312A: September 19

Fee: \$45 Members \$56.25 Nonmembers



#F313 Copper and Natural Stone Pendant & Earring Set
Instructor: Christine Sadel

Learn to design a beautiful copper and stone necklace and earring ensemble that will sure to impress. We will be hammering copper and shaping wire to create this statement piece as we design these natural elements. We will be creating our clasps and earring hooks using various tools. All tools and supplies are included .

Dates: 1/2-Day Mini-Session, Monday
 1:00 PM—3:30 PM

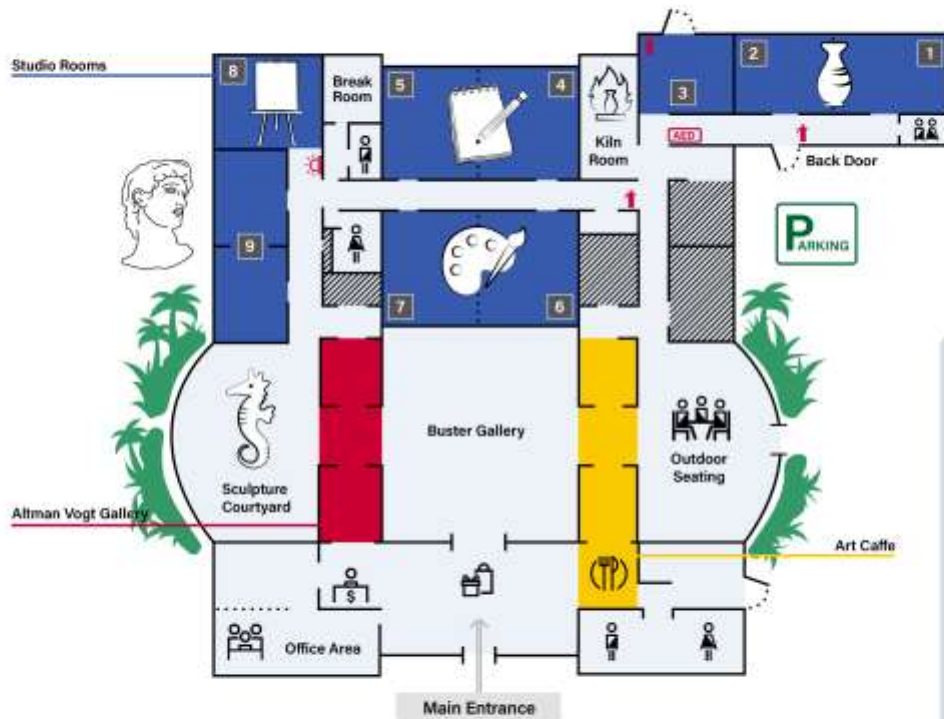
#F313A: September 23

Fee: \$45 Members \$56.25 Nonmembers

**Enjoy all the interactive spaces
 at the Venice Art Center,
 including two galleries, nine studios and a café!**

Turin St W

Nokomis Ave S



390 Nokomis Ave S,
 Venice, FL 34285
 941-485-7136
 (Art Caffe: 941-786-9023)
www.veniceartcenter.com

VAC HOURS (Seasonal):
 Monday-Friday: 9:00 AM - 4:00 PM
 Saturday: 9:00 AM - 1:00 PM
 Sunday: Closed
ART CAFFE HOURS:
 Monday - Friday 11:00 AM - 3:00 PM

- Gift Shop
- Cash Register
- Men's & Women's Restrooms
- Studio #

Each series includes clay, glazes and firing, unless otherwise noted.



#F401 Pottery Off and On the Wheel
Instructor: Julie Baxter

Get lost in time while you learn the basics of pottery making pinching, coiling slabs and "throwing" on the wheel. This class is for all levels. There will be demonstrations of each process. We will fire all work. This class is five weeks long. Class is limited to six students.

Dates: 4 Weeks, Mondays
 1:00—4:00 PM

#F401A: September 9, 16, 23 & 30
 #F401B: November 11—December 2

Fee: \$177 Members \$221.25 Nonmembers



#F402 Three Day RAKU Workshop
Instructor: Julie Baxter & Jeanne Palmer

Create unusual pieces and experience this exciting firing technique - the ultimate instant gratification! Witness glowing red pots emerge from the kiln and smolder in sawdust and smoke to yield RAKU's fabulous special effects. It is a "Pyromaniacs Dream"! Raku clay and glazes provided.

Dates: 3 Weeks, Days & Times Vary

Fee: \$135 Members \$168.75 Nonmembers

#F402A: Mondays, September 9 and 16, 6:00—9:00 PM: Create, finish and glaze your pieces.
 Sunday, September 29, 11:00 AM—3:00 PM: Fire your pieces.

#F402B: Mondays, November 18 and 25, 6:00—9:00 PM: Create, finish and glaze your pieces.
 Sunday, December 8, 11:00 AM—3:00 PM: Fire your pieces.



#F403 Evening Exploring: Hand Building and Wheel Throwing Ceramics
Instructor: Erica Groff

In this class for Beginner-Intermediate students, you will learn a variety of hand building techniques, basic wheel throwing and decorative ideas. Get familiar with terminology, tools and equipment use/care. Come with your own project or choose an assigned project and get ready to explore ceramics!

Dates: 5 Weeks, Wednesdays
 6:00—9:00 PM

#F403A: September 11—October 9
 #F403B: October 16—November 13
 #F403C: November 20—December 18

Fee: \$210 Members \$262.50 Nonmembers



#F404 Wheel Throwing with "Kecker" Monday Morning
Instructor: Alan Keck

Student-directed learning on the wheel. Open to all levels for wheel throwing and self-directed hand builders with experience. If it can be made on the potter's wheel, I can teach it.

Dates: 8 Weeks, Mondays
 9:30 AM—12:00 PM

#F404A: October 14—December 9
 (No class November 25)

Fee: \$310 Members \$387.50 Nonmembers



#F405 Wheel Throwing with "Kecker" Thursday Morning
Instructor: Alan Keck

Student-directed learning on the wheel. Open to all levels for wheel throwing and self-directed hand builders with experience. If it can be made on the potter's wheel, I can teach it.

Dates: 8 Weeks, Thursdays
 9:30 AM—12:00 PM

#F405A: October 17—December 12
 (No class November 28)

Fee: \$310 Members \$387.50 Nonmembers

Thank you to our outstanding instructors for sharing their talents and skills with all of us!



Each series includes clay, glazes and firing, unless otherwise noted.



#F406 Tuesday Morning Madness
Instructor: Pat Kelly

The class is small enough for individual instruction, either hand-building or on the wheel. Glazing techniques are covered by the third week. Creative ideas are welcome so come and create your masterpiece. Beginners and advanced students.

Dates: 5 Weeks, Tuesdays
9:30 AM—12:30 PM

#F406A: September 10—October 8
#F406B: October 15—November 12
#F406C: November 19—December 17

Fee: \$210 Members \$262.50 Nonmembers



#F407 Terrific Tuesdays
Instructor: Pat Kelly

Beginner or advanced students are welcome. The class will explore techniques for working with clay either on the wheel or hand building. Instruction in glaze application will be covered on the third class.

Dates: 5 Weeks, Tuesdays
1:00-4:00 PM

#F407A: September 10—October 8
#F407B: October 15—November 12
#F407C: November 19—December 17

Fee: \$210 Members \$262.50 Nonmembers



#F408 Wednesday Wonders
Instructor: Pat Kelly

This morning class will cover hand-building and wheel throwing, your choice. Come create in clay whether you are advanced or new to the media. We will start glazing by the third week with instructions in glaze techniques. Beginner and advanced students welcome.

Dates: 5 weeks, Wednesdays,
9:30 AM-12:30 PM

#F408A: September 11—October 9
#F408B: October 16—November 13
#F408C: November 20—December 18

Fee: \$210 Members \$262.50 Nonmembers



#F409 Glazing—The Final Frontier
Instructor: Pat Kelly

Are you Glaze Dazed? The emphasis will be on glaze application and glazing techniques, using the Art Center's glazes. This is a class for anyone who has had a pottery class and has a desire to expand their repertoire of glazing skills. Each week there will be a demo of a variety of glazing methods. There will be time to make pots in class but bring any unglazed pots if you have them from any VAC pottery class. This is not a class for someone who has never worked in clay.

Dates: 5 weeks, Wednesdays,
1:00-4:00 PM

#F409A: September 11—October 9
#F409B: October 16—November 13
#F409C: November 20—December 18

Fee: \$210 Members \$262.50 Nonmembers



#F410 Evening Mug Mania
Instructor: Jeanne Palmer

In this 3 week workshop, let's have fun and explore creating mugs! One of my favorite things to make that everyone needs. You will learn lots of new techniques, practice with wheel-thrown or hand-built methods and develop skills with handles and glazing. The possibilities are endless!

Dates: 3 weeks, Thursdays, 6:00—9:00 PM

#F410A: Sept 19—October 3

Fee: \$144 Members \$180 Nonmembers

Sign up for our emails at
www.VeniceArtCenter.com

Ceramics & Pottery

Each series includes clay, glazes and firing unless otherwise noted.



#F411 Fun in the Mud: All Levels
Instructor: Jeanne Palmer

All levels are welcome to learn the art of pottery making. Delve into a variety of techniques using the wheel and slab methods. Discover hidden talents as you develop skills making bowls, mugs, vases, etc. Experiment with glazes and create your own masterpieces. It's "Fun in the Mud!"

Dates: 5 Weeks, Thursdays, 1:00–4:00 PM
 #F411A: October 31—December 5
 (No class November 28)

Fee: \$210 Members \$262.50 Nonmembers



#F412 Evening Fun in the Mud: All Levels
Instructor: Jeanne Palmer

Learn the art of pottery making. Delve into a variety of techniques using the wheel and slab methods. Discover hidden talents as you develop skills making bowls, mugs, vases, etc. Experiment with glazes and create your own masterpieces. It's "Fun in the Mud!"

Dates: 5 Weeks, Thursdays, 6:00–9:00 PM
 #F412A: October 31—December 5
 (No class November 28)

Fee: \$210 Members \$262.50 Nonmembers



#902 & #903 Open Studio Pottery

The pottery studio will be open all day Friday and a half day Saturday for students currently enrolled in pottery classes. All clay must be purchased from the Venice Art Center. Space is limited.

#902: Fridays: September 13—December 27
 (No Open Studio 11/29)
 9:30 AM—3:30 PM

Fee: (Full Day) \$15 Members \$20 Nonmembers
 Fee: (Half Day) \$7.50 Members
 \$12.75 Nonmembers

#903: Saturdays: November 2—December 28
 (No open studio 11/30)
 9:30 AM—12:00 PM

Fee: (Half Day) \$7.50 Member \$12.75 Nonmember

Sculpture

Each series includes clay, glazes and firing unless otherwise noted.



#F413 Seize the Clay
Instructor: Beth Burgan

This clay sculpture class welcomes all levels of skills, from beginners to experienced students. Bring ideas of what you always wanted to sculpt. The instructor will demonstrate and work with you individually to construct and finish a sculpture you'll be proud to take home.

Dates: 5 Weeks, Wednesdays
 12:30—3:30 PM

#F413A: September 4—October 2
 #F413B: October 9—November 6
 #F413C: November 20—December 18

Fee: \$210 Members \$262.50 Nonmembers



#F414 Sculpture in Clay—Tuesdays
Instructor: Nancy Heart

Make that piece of sculpture! Discussions include structure, composition, proportion, movement, design, surface finish, transition between forms and modeling surfaces. Enjoy the "earthy" feeling of the medium and learn to manipulate it with confidence. Come with ideas, pictures, and sketches. All levels welcome in a relaxing atmosphere where creativity is encouraged.

Dates: 6 Weeks, Tuesdays
 9:30 AM—12:00 PM

#F414A: September 24—November 5
 (No class October 15)
 #F414B: November 12—December 17

Fee: \$210 Members \$262.50 Nonmembers

Each series includes clay, glazes and firing unless otherwise noted.



#F415 Intro to Mini Stone Carving
Instructor: Victorine Hinger

You will learn the basics on how to file, shape and polish your stone to transform it into a tiny sculpture or necklace piece. We will be using Alabaster or Chloride stones. No experience required. All materials provided.

Dates: 1/2-Day Mini-Session, Thursdays
1:00–3:30 PM

#F415A: September 26
#F415B: October 24
#F415C: November 21
#F415D: December 19

Fee: \$40 Members \$50 Nonmembers



#904 Open Studio Sculpture

You must be taking a sculpture class to participate in open studio sculpture.

#904A: Fridays: September 13—December 27
(No Open Studio 11/29)
9:30 AM—3:30 PM

Fee: (Full Day) \$15 Members \$20 Nonmembers
Fee: (Half Day) \$7.50 Members
\$12.75 Nonmembers

#904B: Saturdays: November 2—December 28
(No open studio 11/30)
9:30 AM—12:00 PM

Fee: (Half Day) \$7.50 Member \$12.75 Nonmember



REFUND POLICY:

Refund Policy on CLASSES:

You may drop a class two weeks before its start date to receive an account credit, or to transfer to another class. You will be notified by phone and/or email if a class is cancelled, in which you will receive a full refund. Class refunds are NOT given for any other reason.

Refund Policy on WORKSHOPS:

You may drop a workshop 45 days before its start date for a refund minus a \$35 cancellation fee. You will be notified by phone and/or email if a workshop is cancelled, in which you will receive a full refund. Refunds are NOT given within 45 days of the workshop start date.

Additional Info:

Instructors are NOT obligated to offer makeup classes that a student misses. Only with permission from an instructor may classes from a session be pro-rated.



#F501 Playing with Paper: Discovering Possibilities
Instructor: Beverly Gordon

Discover the myriad creative possibilities of collage and explore techniques and materials that create vibrant, exciting mixed media compositions. "Paint" with paper, play with photomontage, experiment with diverse papers, mediums, textures, edges, surfaces and attachments. Whatever your usual art form, you will generate new ideas and a sensed of freedom.

Dates: 3 Weeks, Wednesdays
 9:30 AM — 12:00 PM

#F501A: October 9, 16 & 23

Fee: \$60 Members \$75 Nonmembers



#F502 Playing with Paper: Working with Surface Effects
Instructor: Beverly Gordon

Create exciting collage papers and surfaces to use in original collage and mixed media compositions. Techniques include distressing printed images, making faux rice paper and faux leather, stamping, glue resist, fumage, and burned effects. Experiment with paper weaving and stitching into fabric, paper and photographs. Have fun and stimulate your imagination!

Dates: 3 Weeks, Wednesdays
 1:00 PM—3:30 PM

#F502A: November 6, 13 & 20

Fee: \$60 Members \$75 Nonmembers




#F503 Introduction to Basic Drawing
Instructor: Gary Maria

For beginning levels, the class provides drawing instruction based upon sequential textbook lessons using photographs for reference. Learn to use the elements of draftsmanship including axis lines, contours, form modeling with tonal values, and more. We will experiment with various drawing ideas and techniques using graphite pencil only.

Dates: 4 Weeks, Mondays
 9:30 AM—12:00 PM

#F503A: September 30—October 21
 #F503B: November 25—December 16

Fee: \$80 Members \$100 Nonmembers



#F504 Portrait Drawing: Black Media
Instructor: Gary Maria

The class will pursue drawing approaches for portraiture, and will includes drawing instruction and lecture with an emphasis on academic handling and technique. Media include graphite and charcoal. Drawing from instructor supplied photographs to achieve form, likeness, and proportion will challenge students. Drawing skills required.

Dates: 4 Weeks, Mondays
 1:00—3:30 PM

#F504A: September 30—October 21
 #F504B: November 25—December 16

Fee: \$80 Members \$100 Nonmembers



#F505 Mixed Media: India Ink and Watercolor
Instructor: Gary Maria

Experience the unique drawing effects possible with India ink and watercolor wash. Create expressive, graphic works with strong blacks using dry brush, hatched line, and watercolor wash. We will experiment with various looks and techniques using photographic reference of different subject matter, drawing methods, and styles. All levels welcome.

Dates: 4 Weeks, Mondays
 9:30 AM—12:00 PM

#F505A: October 28—November 18

Fee: \$80 Members \$100 Nonmembers

#F506 Landscape Elements: Pencil Sketches
Instructor: Gary Maria



Learn to draw traditional landscape works that include buildings, mountains, and trees from photographs. Warm-up sketches will precede a different project weekly. Study blocking-in, composition, gray scale tones, light and shadow, perspective effects, and sketching techniques using graphite pencil. Subject matter will vary. All levels welcome.

Dates: 4 Weeks, Tuesdays
 9:30 AM—12:00 PM

#F506A: October 29—November 19
 Fee: \$80 Members \$100 Nonmembers

#F507 Oil Pastels
Instructor: Laura McElhinney



Join us in our captivating pastels class, where the world of vibrant colors awaits your creative touch. Whether you're a budding artist or already honing your skills, this is the perfect opportunity to delve into the mesmerizing realm of pastels. This immersive experience is tailored for both beginners eager to unlock their artistic potential, and intermediate artists seeking to expand their repertoire.

Dates: 5 Weeks, Wednesdays
 9:30—12:00 PM

#F507A: September 11—October 9
 #F507B: October 16—November 13
 Fee: \$106 Members \$132.50 Nonmembers

Dates: 4 Weeks, Wednesdays
 9:30—1:00 PM

#F507C: November 20—December 18
 (No class 11/27)
 Fee: \$86 Members \$107.50 Nonmembers

#F508 Colored Pencil Close-Ups
Instructor: Laura McElhinney



Join us as we dive into a realm teeming with the delicate beauty of butterflies, ladybugs, caterpillars, birds and an array of other small creatures. Whether you prefer to work from your imagination or bring your own reference image, our class offers a nurturing space for both beginners and intermediate artists alike. Bring a pastel mat or Bristol Vellum or colored pencil paper, and a minimum of a 36 pack of colored pencils.

Dates: 5 Weeks, Wednesdays
 1:00—3:30 PM

#F508A: September 11—October 9
 #F508B: October 16—November 13
 Fee: \$106 Members \$132.50 Nonmembers

Dates: 4 Weeks, Wednesdays
 1:00—3:30 PM

#F508C: November 20—December 18
 (No class 11/27)
 Fee: \$86 Members \$107.50 Nonmembers

#F509 The Wonderful World of Charcoal
Instructor: Laura McElhinney



Whether you aspire to create realistic renderings, expressive portraits, or atmospheric landscapes, this charcoal drawing class will provide you with the skills and confidence to bring your artistic vision to life. Unleash your creativity, discover the expressive power of charcoal and embark on a fulfilling artistic journey. Join us and let the world of charcoal drawing unfold before you!

Dates: 5 Weeks, Thursdays
 1:00—3:30 PM

#F509A: September 12—October 10
 #F509B: October 17—November 14
 #F509C: November 21—January 2
 (No class 11/28 and 12/26)

Fee: \$106 Members \$132.50 Nonmembers

#F510 Colored Pencil Mini-Session
Instructor: Laura McElhinney



Join an adventurous class into the world of colored pencils. Learn how to use solvents, burnish, blend and create masterpieces with this incredible medium. Whether you prefer to work from your imagination or bring your own reference image, the instructor is happy to help you achieve your goals. This class offers a nurturing space for both beginners and intermediate artists alike.

Dates: 1-Day Mini-Session, Fridays
 9:30 AM—3:30 PM

#F510A: September 6
 #F510B: October 25

Fee: \$61 Members \$76.25 Nonmembers



#F511 Charcoal Drawing Mini-Session
Instructor: Laura McElhinney

Create realistic renderings, expressive portraits, or atmospheric landscapes, in this charcoal drawing class. Unleash your creativity, discover the expressive power of charcoal, and embark on a fulfilling and expressive journey. Join us and let the world of charcoal drawing unfold before you.

Dates: 1-Day Mini-Session, Friday,
 9:30 AM—3:30 PM

#F511A: September 20
 #F511B: November 1

Fee: \$61 Members \$76.25 Nonmembers



#F512 Oil Pastel Mini-Session
Instructor: Laura McElhinney

Whether you bring your own reference images or draw inspiration from your imagination, this class is open to beginners and intermediate artists seeking to refine their skills. Join us for a fun introduction to pastels and a day spent getting to know this incredibly versatile medium to create some impressionistic and realistic works of art.

Dates: 1-Day Mini-Session, Friday
 9:30 AM—3:30 PM

#F512A: September 27
 #F512B: December 6

Fee: \$61 Members \$76.25 Nonmembers



#F513 Faces and Figures
Instructor: Roxcy Platte

Using live models we will explore both portraits and figures. Learn how to draw them, simplify them and give them motion and movement. Price includes model fee.

Dates: 1-Day Mini-Session, Tuesday
 9:30—3:30 PM

#F513A: October 29

Fee: \$72 Members \$90 Nonmembers



#F514 Pastels w/ Laura
Instructor: Laura Pommier

Color is the driving force. We alternate between photo references and studies from life addressing a variety of subject matter. Students will learn about the qualities of pastels and different substrates. Concentration will be on composition, mass and values. Follow demos or work on individual inspirations. For beginners to advanced students.

Dates: 6 Weeks, Mondays
 1:00 PM—3:30 PM

#F514A: October 7—November 11
 Fee: \$120 Members \$150 Nonmembers

Dates: 5 Weeks, Mondays
 1:00 PM—3:30 PM

#F514B: November 18—December 16
 Fee: \$100 Members \$125 Nonmembers



#F515 Basic Drawing
Instructor: Frances Smith

Great class for beginners or a "brush up" back to basics class. Starting with line drawing and leading up to a full light and shade lesson. Placement of paper and relating to objects is important. Note this: Anyone can paint but not everyone can draw! I will show you how to draw!

Dates: 5 Weeks, Tuesdays
 9:30 AM—12:00 PM

#F515A: September 3—October 1

Fee: \$100 Member \$125 Nonmembers



#F516 Pastels w/ Frances
Instructor: Frances Smith

A vibrant medium! We will create colorful art of various subjects using hard and soft pastels—even pastel pencils. Working on toned pastel or charcoal paper. Great subjects: animals, people, landscape, flowers, etc. Lots of demos.

Dates: 5 Weeks, Tuesdays
 9:30 AM—12:00 PM

#F516A: November 12—December 10

Fee: \$100 Members \$125 Nonmembers

#F517 Pastel Fundamentals

Instructor: Susan Wilcox

All subjects and skill levels welcomed. Demonstrations will be done each week as well as individualized instruction and critiques. Photo references will be used.



Dates: 3 Weeks, Wednesdays
1:00—3:30 PM

#F517A: September 4, 11 & 25
(No class 9/18)

Fee: \$65 Members \$81.25 Nonmembers

Dates: 4 Weeks, Wednesdays
1:00—3:30 PM

#F517B: October 9, 16, 23 & 30

Fee: \$85 Members \$106.25 Nonmembers

Painting with Oil, Acrylic & More

#F601 Moving Towards Abstraction

Instructor: Francesco Agresti

Moving towards abstraction from figurative to non-objective paint, mark, emotion and process as subject matter and content.



Dates: 2-Day Mini-Session, Dates Vary
10:30 AM—1:30 PM

#F601A: October 23 & 24
(Wednesday & Thursday)

#F601B: November 21 & 22
(Thursday & Friday)

#F601C: December 18 & 19
(Wednesday & Thursday)

Fee: \$70 Members \$87.50 Nonmembers

#F602 Oil Painting Beginner to Advanced

Instructor: Lynn Aylsworth

You will work on still lifes, landscapes, portraits, and seascapes. You will be encouraged to retain your own "handwriting," sense of design, and composition. You select the subject matter and work from photographs. Step-by-step instructions are available for beginners. Bring any photos or images that interest you to use in the class.



Dates: 6 Weeks, Mondays
9:30 AM—12:00 PM

#F602A: November 4—December 16
(No class 11/25)

Fee: \$120 Members \$150 Nonmembers

Dates: 6 Weeks, Mondays
1:00—3:30PM

#F602B: November 4—December 16
(No class 11/25)

Fee: \$120 Members \$150 Nonmembers

#F603 Learn to Paint Like the Masters

Instructor: Renee DiNapoli

Learn to paint like the masters in your medium of choice: watercolor, oil, acrylic or pastel with simple techniques. Depth and perspective, light and shadow will be covered with personal instruction and demonstrations. Easy subject materials will be provided. A delightful method of creating beach scenes, seascapes, landscapes, florals, abstract, etc. will be introduced. Be prepared to have fun while learning. Students can bring their own supplies or purchase them from the instructor for \$80. Supply lists are dependent on medium of choice. Contact the Venice Art Center for details.



Dates: 4 Weeks, Mondays
9:30 AM—12:00 PM

#F603A: November 4, 11, 18 & 25

Fee: \$80 Members \$100 Nonmembers

#F604 Painting Landscape in Tonal/Impressionistic Tradition (Oil or Acrylic)
Instructor: Emilia Farrell



How a painter can bring the sense of what we experience in nature to the canvas? The successful impact of a painting on the viewer will depend on the knowledge and awareness of the compositional structure, perspective and the placement. In this class, we will explore and develop these principals. We will also discuss use of brushwork, color selection, and value/tonal relationships. The instructor will tailor assistance around the individual projects/needs. Peer critique will provide a valuable feedback, and it's usually the best and fun part of the class.

Dates: 5 Weeks, Tuesdays
 1:00–3:30 PM

#F604A: October 22—November 19

Fee: \$100 Members \$125 Nonmembers

Dates: 3-Day Mini-Session
 9:30 AM–3:30 PM

#F604B: December 4, 5 & 6
 Wednesday, Thursday & Friday

Fee: \$165 Members \$206.25 Nonmembers

#F605 Painting Still Life in Tonal/Impressionistic Tradition (Oil or Acrylic)
Instructor: Emilia Farrell



How a painter can bring the sense of what we experience in nature to the canvas? The successful impact of a painting on the viewer will depend on the knowledge and awareness of the compositional structure, perspective and the placement. In this class, we will explore and develop these principals. We will also discuss use of brushwork, color selection, and value/tonal relationships. The instructor will tailor assistance around the individual projects/needs. Peer critique will provide a valuable feedback, and it's usually the best and fun part of the

Dates: 5 Weeks, Wednesdays
 1:00 PM–3:30 PM

#F605A: October 30—November 27

Fee: \$100 Members \$125 Nonmembers

Dates: 3-Day Mini-Session
 9:30 AM–3:30 PM

#F605B: December 11, 12 & 13
 Wednesday, Thursday & Friday

Fee: \$165 Members \$206.25 Nonmembers

#F606 Intuitive Abstract
Instructor: Linda Larisch



Enjoy exploring intuitive and creative abstract techniques using acrylic paint. Demos will illustrate various methods of applying paint and incorporating other papers to enhance your composition. All levels welcome.

Dates: 4 Weeks, Tuesdays
 1:00—3:30 PM

#F606A: November 26—December 17

Fee: \$80 Members \$100 Nonmembers



**Support
 our
 creative
 kids!**



#F607 Academic Acrylics: Landscapes
Instructor: Gary Maria



The class offers an exploration of using acrylics for landscape with an emphasis on realism. Experience the wide versatility of acrylic paints drawing from tracings of varied subject matter and working from color photographs. Foliage complexion mixing and painting instruction will develop your skills with opaque, transparent, and impasto methods. Painting experience helpful.

Dates: 4 Weeks, Tuesdays
 1:00—3:30 PM

#F607A: October 1, 8, 15 & 22

Fee: \$80 Members \$100 Nonmembers

#F608 Academic Acrylics: Overview
Instructor: Gary Maria



The class offers structured lessons examining broad painting ideas and emphasizes realism. Experience the wide versatility of acrylic paints drawing from tracings of varied subject matter. Color theory and painting instruction will develop your skills with transparent, opaque, and impasto methods. All levels welcome. Acrylics can do it all!

Dates: 4 Weeks, Tuesdays
 9:30 AM—12:00 PM

#F608A October 1, 8, 15 & 22

#F608B: November 26—December 17

Fee: \$80 Members \$100 Nonmembers

#F609 Landscape Elements: Color Sketches
Instructor: Gary Maria



Learn to paint landscape works from photographs that include buildings, mountains, and trees as a preliminary study or sketch. Block-in the composition, use gray scale tones, perspective effects, and sketching techniques in any painting medium. Subject matter will vary. All levels welcome.

Dates: 4 Weeks, Tuesdays
 1:00—3:30 PM

#F609A: October 29—November 19

Fee: \$80 Members \$100 Nonmembers

#F610 Academic Acrylics: Portraits
Instructor: Gary Maria



The class offers an exploration of using acrylics for portraits with an emphasis on realism. Experience the wide versatility of acrylic paints drawing from tracings of varied subject matter and working from color photographs. Flesh tone mixing and painting instruction will develop your skills with opaque, transparent, and impasto methods. Painting experience helpful.

Dates: 4 Weeks, Tuesdays
 1:00—3:30 PM

#F610A: November 26—December 17

Fee: \$80 Members \$100 Nonmembers

#F611 Beginner Acrylics
Instructor: Laura McElhinney



In this class, beginners will learn the techniques and principles behind this intricate style of painting. From creating realistic textures and three-dimensional effects, to mastering perspective and depth, you'll acquire the skills needed to bring objects to life on the canvas.

Dates: 5 Weeks, Tuesdays
 9:30 AM—12:00 PM

#F611A: September 10—October 8

#F611B: October 29—November 26

Fee: \$106 Members \$132.50 Nonmembers



**#F612 Oil Painting: The Basics and Beyond****Instructor: Linda Pica**

All experience levels are welcome to build skills in composition, color mixing, various techniques, and to develop their own personal style and confidence. Through a combination of demonstration, class discussion and personalized attention, participants will paint from their own photos and/or subjects of interest, at their own pace, within a relaxing, fun and supportive group environment.

Dates: 6 Weeks, Tuesdays
9:30 AM—12:00 PM

#F612A: September 24—October 29

#F612B: November 5—December 17
(No class 11/26)

Fee: \$120 Members \$150 Nonmembers

**#F613 Oil Portraits****Instructor: Laura Pommier**

A class for everyone who has ever wanted to learn to paint faces. My step-by-step method makes portraits fun and easy! Focus is on values, planes and mass. And let's take the mystery out of paint mixing! Photo references are provided though students are welcome to work on individual projects.

Dates: 6 Weeks, Mondays
9:30 AM—12:00 PM

#F613A: October 7—November 11

Fee: \$120 Members \$150 Nonmembers

Dates: 5 Weeks, Mondays
9:30 AM—12:00 PM

#F613B: November 18—December 16

Fee: \$100 Members \$125 Nonmembers

**#F614 Techniques in Abstract Painting****Instructor: Rita Schwab**

In the first week, learn layering techniques in the cool colors using a variety of painting tools. In the second week, learn acrylic washes in warm colors using tissue paper texture for organic results. In the third week, learn texture painting techniques using plaster compounds as underlayment. In the fourth week, learn to inlay work into texture using collectables to achieve a 3D effects.

Dates: 4 Weeks, Wednesdays
1:00 PM—3:30 PM

#F614A: November 6, 13, 20 & 27

Fee: \$80 Members \$100 Nonmembers

**#905 Open Studio Painting**

This is an unmonitored open studio for multi-media. It is an ongoing open studio for anyone who wants to come join a fun group!

#905: Fridays: September 6—December 27
(No Open Studio 11/29 & 12/13)
9:30 AM—3:30 PM

Fee: \$5 Members \$7 Nonmembers



The Sales Gallery at:



Find unique, one-of-a-kind items
created by local member artists.
All sales support our artists and
Venice Art Center programs.





#F701 Watercolor Plus
Instructor: Marilyn Cassidy

Release your inner self. That's what this class is all about! Water media and color interacting to create patterns which can be interpreted or just be color infusion and shape. Experimentation. A \$15 fee, paid to the instructor, will cover use of materials and equipment hard to find locally. Please refer to the supply list.

Dates: 4 Weeks, Mondays
 1:00—3:30 PM

#F701A: November 4, 11, 18 & 25

Fee: \$80 Members \$100 Nonmembers



#F702 Water, Skies, Land and More!
Instructor: Marilyn Cassidy

Explore the elements and techniques for painting sea and landscapes. Demonstrations will be given and practiced, combined into compositions. Homework is expected for critique the following week. Please refer to the supply list.

Dates: 4 Weeks, Tuesdays
 1:00—3:30 PM

#F702A: November 5, 12, 19 & 26

Fee: \$80 Members \$100 Nonmembers



#F703 Love: Pair of Puffins in Watercolor Pencils
Instructor: Barbara Doty

This will be a study in beaks and feathers. The focus always begins with the eyes, a journey into the soul. No painting or drawing skills required. Beginner class.

Dates: 2-Day Mini-Session
 Monday & Tuesday
 9:30 AM—3:30 PM

#F703A: September 16 & 17

Fee: \$110 Members \$137.50 Nonmembers



#F704 Baby Pig in Watercolor Pencils
Instructor: Barbara Doty

We will be learning the different features of a pig, focusing on lights and darks. No painting or drawing skills required. Beginner class.

Dates: 1-Day Mini-Session, Wednesday
 9:30 AM—3:30 PM

#F704A: October 9

Fee: \$55 Members \$68.75 Nonmembers



#F705 Sitting Still: Butterfly in Watercolor Pencils
Instructor: Barbara Doty

Learn how to mix colors and bring it to life on the paper. No painting or drawing skills required. Beginner class.

Dates: 1-Day Mini-Session, Thursday
 9:30 AM—3:30 PM

#F705A: October 24

Fee: \$55 Members \$68.75 Nonmembers



#F706 Nurturing Nest in Watercolor Pencils
Instructor: Barbara Doty

Learn how to approach painting a nest, adding texture to a tree and creating all the little details of spoonbilled birds. No painting or drawing skills required. Beginner class.

Dates: 3-Day Mini-Session
 Monday, Thursday & Friday
 9:30 AM—3:30 PM

#F706A: November 11, 14 & 15

Fee: \$165 Members \$206.25 Nonmembers



#F707 Squirrel Sitting in a Tree in Watercolor Pencils
Instructor: Barbara Doty

Starting with a realistic eye, portraying the world the squirrel sees. Then exploring how to define the fur, building on it to define the shape of the body and tail. No painting or drawing skills required. Beginner class.

Dates: 1-Day Mini-Session
 Wednesday
 9:30 AM—3:30 PM

#F707A: December 11

Fee: \$55 Members \$68.75 Nonmembers



#F708 Watercolor: Fast, Free and Fun—Florals
Instructor: Sheila Golden

Each class focuses on the fun experience that begins with putting down washes, splashes, splatters and letting watercolor speak through accident and improvisation. All levels are welcome. Relaxation, abstraction and experimentation are encouraged.

Dates: 1-Day Mini-Session, Tuesday
 10:00 AM—3:00 PM

#F708A: September 24
 #F708B: November 12
 #F708C: December 3

Fee: \$55 Members \$68.75 Nonmembers



#F709 Watercolor: Outdoors while Indoors—Landscapes
Instructor: Sheila Golden

We'll be painting the outdoors while sitting indoors. This is a mini-session for those who want to learn landscapes in a fast, fun and free manner. Accidents are allowed, and a loose abstract approach is encouraged.

Dates: 1-Day Mini-Session, Tuesday
 10:00 AM—3:00 PM

#F709A: October 8

Fee: \$55 Members \$68.75 Nonmembers



#F710 Portrait Painting: Watercolor
Instructor: Gary Maria

Experience the possibilities for painting portraits using pencil with watercolor. Create expressive, graphic works using brush, hatched line, and wash. We will experiment with various looks and techniques using tracings of photographic reference of models. Flesh tone mixing, color theory, and painting instruction will develop your skills. All levels welcome.

Dates: 4 Weeks, Mondays
 1:00—3:30 PM

#F710A: October 28—November 18

Fee: \$80 Members \$100 Nonmembers



#F711 Watercolor Wildlife
Instructor: Laura McElhinney

Whether you bring your own reference images or draw inspiration from your imagination, this class is open to beginners and intermediate artists seeking to refine their skills. Get ready to unleash your creativity as we dive into the majestic beauty of animals in their natural habitats. From graceful elephants and majestic tigers to colorful birds and elusive marine creatures, this class is a sanctuary for all wildlife enthusiasts.

Dates: 5 Weeks, Thursdays
 9:30 AM—12:00 PM

#F711A: September 12—October 10
 #F711B: October 17—November 14
 #F711C: November 21—January 2
 (No class 11/28 and 12/26)

Fee: \$106 Members \$132.50 Nonmembers



#F712 Watercolor En Plein Air
Instructor: Heather McCullough

Come paint outdoors! This plein air watercolor class will touch on perspective drawing, watercolor technique, composition and color theory. Each week one of these areas will be emphasized while painting the scene. First class of each session will meet at Venezia Park. You'll have fun, make new friends and better art.

Dates: 4 Weeks, Tuesdays
 9:30 AM—12:00 PM

#F712A: October 8, 15, 22 & 29
 #F712B: November 5, 12, 19 & 26

Fee: \$80 Members \$100 Nonmembers



#F713 Individualized Watercolor Loose'N Free
Instructor: Nancy Rose

Play! Paint what you love! Want loose? Abstract? Students choose Rose's daily Loose' N Free watercolor demo subjects. Never painted before? Advanced painter looking for fun? Come join us! Rose promises you will create a painting you love. Feeling rusty? This individualized learning specialist, known for her positive teaching approach, helps you bloom! Two demonstrations will be given: one on watercolor paper and one on yupo paper.

Dates: 3 Weeks, Thursdays
 1:00—3:30 PM

#F713A: November 7, 14 & 21

Fee: \$56 Members \$70 Nonmembers



#F714 Watercolor Portraits
Instructor: Frances Smith

We will do a variety of ages and nationalities. There will be lots of reference material. Bring printed photos for reference. (Images must be printed and not on a phone.) We will be highlighting eyes, hair and unique features.

Dates: 5 Weeks, Tuesdays
 9:30 AM—12:00 PM

#F714A: October 8—November 5

Fee: \$100 Members \$125 Nonmembers



#F715 All Levels Watercolor
Instructor: Joanne Stramara

Joanne will work with beginning watercolor artists to develop their skills, and intermediate/advanced artists will learn new techniques in their watercolor journey. A reference photo and drawing will be supplied, but for the advanced, they have the choice of using the reference (that Joanne will demo from) or do a painting of their own design.

Dates: 4 Weeks, Wednesdays
 9:30 AM-12:00 PM

#F715A: September 4, 11, 18 & 25

#F715B: October 2, 9, 16 & 23

#F715C: October 30—November 20

#F715D: November 27—December 18

Fee: \$80 Members \$100 Nonmembers



#F716 Watercolor Fundamentals
Instructor: Susan Wilcox

All subjects and skill levels are welcome. A demonstration will be done weekly as well as individualized instruction and critiques.

Dates: 4 Weeks, Mondays
 1:00 PM—3:30 PM

#F716A: September 9, 16, 23 & 30

#F716B: October 7, 14, 21 & 28

Fee: \$85 Members \$106.25 Nonmembers

WE WANT YOU!

Join our fun and dedicated Volunteer team today



Call Us At:
 (941)-485-7136

VENICE
ART
CENTER

**#901 Open Studio Printmaking**

Create magical images thinking backwards or opposites of the norm. Use our etching press that easily accommodates 22" x 30" paper. Bring your own inks, papers, rollers, clean up materials, etc. No instruction, but a monitor will be available for camaraderie and assistance if necessary.

#901: Dates: Fridays, 9:30 AM–3:30 PM

September 13
October 4
November 22
December 27

Fee: \$10 Members \$15 Nonmembers

**#902 Open Studio Pottery—Fridays**

The pottery studio will be open all day Friday for students currently enrolled in pottery or ceramics classes. All clay must be purchased from the Venice Art Center.

#902: Fridays: September 13—December 27
(No Open Studio 11/29)
9:30 AM-3:30 PMFee: (Full Day) \$15 Members
\$20 NonmembersFee: (Half Day) \$7.50 Members
\$10 Nonmembers**#903 Open Studio Pottery—Saturdays**

The pottery studio will be open half day Saturday for students currently enrolled in pottery or ceramics classes. All clay must be purchased from the Venice Art Center.

#903: Saturdays: November 2—December 28
(No Open Studio 11/30)
9:30 AM-12 PMFee: (Half Day) \$7.50 Member
\$12.75 Nonmember**#904A Open Studio Sculpture—Fridays**

The sculpture studio will be open all day Friday for students currently enrolled in sculpture classes. All clay must be purchased from the Venice Art Center.

#904A: Fridays: September 13—December 27
(No Open Studio 11/29)
9:30 AM-3:30 PMFee: (Full Day) \$15 Members
\$20 NonmembersFee: (Half Day) \$7.50 Members
\$12.75 Nonmembers**#904B Open Studio Sculpture—Saturdays**

The sculpture studio will be open half day Friday for students currently enrolled in sculpture classes. All clay must be purchased from the Venice Art Center.

#904B: Saturdays: November 2—December 28
(No Open Studio 11/30)
9:30 AM-12 PMFee: (Half Day) \$7.50 Member
\$12.75 Nonmember**#905 Open Studio Painting**

This is an unmonitored open studio for multi-media. It is an ongoing open studio for anyone who wants to come join a fun group!

#905: Fridays: September 6—December 27
(No Open Studio 11/29 & 12/13)
9:30 AM-3:30 PM

Fee: \$5 Members \$7 Nonmembers

Join our fun and dedicated team of volunteers!

Email info@veniceartcenter.com to apply!

VOLUNTEER

**#801 Plein Air Workshop****Instructor: Augusto Argandona**

This workshop will be held at outside Venice locations. The participants will learn to imply what is in front of them, not replicate. They will learn to create a focal area through values, detail and color. Participants need to be familiar with the medium being used. Participants will need an easel for outdoor painting or other means that will allow painting outdoors standing up or sitting.

Dates: 3-Day Workshop, 9:30 AM—12:00 PM**Wednesday, Thursday & Friday****#801A:** November 20, 21 & 22**#801B:** February 5, 6, & 7**Fee: \$165 Members \$206.50 Nonmembers****#802 Watercolor for Beyond Beginners Workshop****Instructor: Augusto Argandona**

Participants must have taken a watercolor class and be familiar with the medium. This workshop is for those wanting to hone skills and learn new techniques. The emphasis will be on values, composition, color unity and variety of subject matter.

Dates: 2-Day Workshop, 9:30 AM—3:30 PM**Thursday & Friday****#802A:** December 5 & 6**#802B:** February 20 & 21**Fee: \$220 Members \$275 Nonmembers****Augusto Argandona's Biography:**

Born in Bolivia, South America Augusto Argandoña immigrated to the United States in 1959 with a dream of becoming either a designer, or Artist. Following some menial jobs he enrolled at a college in California and earned a degree in Fine Art.

After a stint in the US armed forces he went back to being a student taking advantage of the VA's educational benefits. Two years later he earned a Bachelor of Science degree in Industrial Design from The California State University. For the next 20 years he worked as a Designer at various industries all the while following his passion for art and painting.

In 1990 he made a career change to Fine Art and never regreted it. While in upstate New York Argandoña began teaching watercolor painting to adults, and exhibited his paintings at mall shows and outdoor venues in New York, Ohio, Pennsylvania, Maryland, and Virginia, but it was not until he moved to Sarasota that his new art career blossomed beyond his expectations.

The large snowbird and international audience became the bulk of his large clientele. Noticing the absence of prints of popular tourist locations, he painted a few images of Siesta Key locations which completely sold at a local outdoor venue, this success fueled his enthusiasm and the artist began painting images of tourist locations from Anna Maria island to Boca Grande.

In addition to painting and exhibiting his art, Argandoña also offered classes and workshops at Sarasota area art centers.

When Covid arrived and many art centers temporarily closed, the artist taught himself the technicalities of online classes, and he began teaching to students across the US, but he still yearns for the personal teaching form of the classroom.

In 1992 Argandoña's art was featured in North Light Magazine, an art publication with national circulation, and in 2016, and 2017 his art was featured in Gulf Coast living Magazine, in 2021 his art was also featured in Plein Air Magazine.

In 2022 Argandoña received the honor of being named Master Artist by the Florida Suncoast Watercolor Society. In the same year he also received the honor of being included in American Watercolor.

The artist's original paintings and prints are part of private, corporate, and public collections throughout North America, and Europe.

His paintings have won Best of Show, First Place, and other awards at shows in New York, Ohio, Pennsylvania, Maryland, Virginia, and Florida.

For the artist all of this was once a dream.....now he is living his dream!

#803 Acrylic Abstraction with Mixed Media & More Workshop**Instructor: Judy Gilmer**

Explore the many ways to create your piece of art using acrylic paint, collaging, making line and marks. Learn how found papers, personal drawings and more can take your piece from ordinary to exciting.

The focus will not only be on creating your individual style, but on ways to use the variety of tools at your disposal and learn what makes a piece of abstract art cohesive and yet interesting.

This is a fun, interactive workshop. Judy will be giving individual attention to each participant throughout the day. All questions are encouraged.

Please email Judy at judy.gilmer@gmail.com for questions related to the workshop and/or to receive a supply list. Please use the subject line: "VAC WS" when making contact.

Dates: 1-Day Workshop, 9:30 AM—3:30 PM
Dates Vary

#803A: December 10 (Tuesday)

#803B: February 6 (Thursday)

Fee: \$120 Members \$150 Nonmembers

**Judy Gilmer's Biography:**

Judy has been making art since she was a child and made critters from clay dirt, drawing on her school papers (which her primary teachers did not appreciate). Music, nature and travel inspire her artwork. She responds to the surface as she creates and through this internal dialogue, she works until she is willing to share her painting with the collective art world. While this process of painting can produce a very fresh painterly outcome, it may create a beautiful surface with a long history that peeks through the surface and creates depth. Contact her at www.judygilmer.com or at judy.gilmer@gmail.com.





#804 Sumi-e Painting Workshop-December **Instructor: Keiko Romerstein**

This course is broken into two sections:

The first day you will study how to paint the chrysanthemum in an outlined style. This is the third subject to learn for every beginner after Bamboo and orchid. It leads to painting some flower petals and leaves. The "Tarashikomi" technique—like "wet on wet" in Western watercolor, will be introduced. The second day will focus on Landscape III, specifically pine tree in landscape and how to paint water and clouds to give atmosphere in painting using the "wash" technique.

Dates: 2-Day Workshop, 9:30 AM—12:00 PM
Thursday & Friday

#804A: December 19 & 20

Fee: \$110 Members \$137.50 Nonmembers



#805 Sumi-e Painting Workshop-January **Instructor: Keiko Romerstein**

This course is broken into two sections:

The first day you will study plum blossoms This is the fourth subject to learn for every beginner after chrysanthemum, orchid and bamboo. After these four subjects, you can paint almost everything that you want to paint. We call these four subjects, "Four Gentlemen". These four are symbol of gentlemen because they may bend with wind, the storm and rain, but they never break, and they always come back when the season comes. They are true gentlemen of courage and endurance. The second day will focus on vegetables This is a very popular subject for Sumi-e and we are very familiar from our everyday life. Sometimes they are accompanied with a dish, basket, and even insects.

Dates: 2-Day Workshop, 9:30 AM—12:00 PM
Thursday & Friday

#805A: January 23 & 24

Fee: \$110 Members \$137.50 Nonmembers

Keiko Romerstein's Biography:

I was born and educated in Tokyo, Japan. I came to New York City in 1973 and moved to Sarasota upon my husband's retirement in 1994. In New York I studied Interior Design at New York School of Interior Design. After finishing the practical training course, I always engaged to work in the creative field. In my life I have studied watercolor, acrylic and oil painting by various master painters. In recent years I am painting more Sumi-E painting. My paintings have been exhibited locally and internationally. My paintings portray a multi-cultural background as well as my feelings and energy. They reflect my true love of nature with all their beauty, greatness, imperfections and eternity. For Sumi-E paintings, I have studied with great masters such as the late Tesshin Sasaki (Japan), Late Prof. I-Hsing Ju (USA) and Prof. Chan (USA). I achieved the Japanese instructor level of Sumi-E by Master Yoshin Kojima (Japan). Currently my scroll painting is displayed in the tea house of the Ringling Museum of Art. I am a member of the National Sumi-E Society of America and its Sarasota Chapter, as well as a member of Petticoat Painter of Sarasota.

Artist's Statement:

Working with brushes and rice papers and Sumi ink, stroke by stroke, brings me a kind of Meditation. When I teach Sumi-e it gives me a second chance to learn as if I am a beginner, Fully attentive in the creative mind. I enjoy my students learning and their pleasure. As a Japanese born person, I feel this art form (Sumi-e) should be continued from generation to generation. Sometimes I combine the techniques Sumi-e and watercolor to express more freedom of my own. Unlike Western paintings, Sumi-e artists do not sketch on rich paper, we just draw with certain strokes to express essence of subjects. Perspectives, light, shade are not significant yet white or empty space is important for the balance and composition of work. Each brush stroke is only a one-time occurrence. This is the most important promise for Sumi-e. We cannot repeat another stroke on the stroke to correct. It is just like our life. We cannot correct our past. Each occurrence in our life is only one time happening. So, we do our best to meet people with respect. So, I paint endless beauty and mystery of great nature with my best stroke. An ancient master said, only diligent practice will make a perfect painting.



#806 Oil Painting: Beginner to Advanced Workshop **Instructor: Hodges Soileau**

In this painting workshop, Hodges will impart some of the principles that he uses and considers most important, whether one is working in oils, or any medium that uses color.

The principles of shape, value, edges, and color temperature are what are most important. The importance of understanding the effect temperature of light has on color will be explained, stressed and demonstrated, thus increasing one's observation skills, as they relate to these principles.

Hodges will demonstrate how to begin a painting in different ways. There is no one best way to do this. One must remain open to the possibilities, depending on the situation and temperament of the artist. One should have options in their arsenal that allows them to tackle any subject. This may at times require a different approach. This should also prevent one from becoming a formula painter.

Last, but not least, is the importance of trying to have fun with paint. Painting, although not necessarily easy, should certainly be fun or why do it!

INSTRUCTOR DEMONSTRATIONS~ INDIVIDUAL ATTENTION ~ PORTABLE EASEL RECOMMENDED

Dates: 2-Day Workshop, 9:30 AM—3:30 PM
Wednesday & Thursday

#806A: January 22 & 23

#806B: March 19 & 20

Fee: \$220 Members \$275 Nonmembers



Hodges Soileau Biography:

Hodges had a successful illustration career which lasted more than twenty five years. His art graced the covers of more than 300 books. He worked for most of the major publishing houses in New York. Hodges was a 23-year member of the prestigious Society of Illustrators in New York. During this time, he received many citations of merit for work exhibited in annual shows. He was selected to do the painting for the 29th calls for entries, and chaired the 35th Annual Exhibition.

After years of executing ideas and concepts for others, he presently paints subjects that are of personal interest. He was a finalist in the 2001 and 2002 Artists Magazine Competition. He received an award of excellence in the 2004 Oil Painters of America Eastern Regional Exhibition. He received an award of excellence in the 2006 Oil Painters of America National Exhibition, and he received a 2007 Certificate of excellence award in the International Portrait Competition hosted by the Portrait Society of America. Hodges was awarded Signature membership status by Oil Painters of America in December 2008. He also won first place in the category, Portraits of Women, in the Members showcase of the Portrait Society of America 2009. In 2011 and 2012, he was awarded first place in Members showcase Portrait Society of America. He is a Signature Member of the American Society of Marine Artists awarded in 2010. He is also a member of The Portrait Society of America.

His work hangs in private collections, as well as the United States Air Force and U.S. Coast Guard permanent collections. The permanent collection of Golf Digest Magazine includes several of his paintings. Hodges and his wife, Marilyn, now reside in Venice, Florida.

Education

Bachelor of Arts, University of Southwestern Louisiana

www.hodgessoileau.com

<http://hodgessoileau.blogspot.com/>

hodges@hodgessoileau.com

Artist Statement

As an artist, I try to paint as honestly as I can. I believe in practicing the sound principles of painting that I have learned and currently teach, but I also believe that an artist should strive for something more than just the technical skill in their work. There is a feeling, or reaction, that one gets when standing in front of a painting or a piece of art. Sometimes it's not an easy thing to describe. It might be the sense of place in a landscape, the light on the subject, or a fleeting expression in a portrait. This is the kind of reaction that one hopes is communicated in his or her painting. The best scenario is when the technical and the emotional aspects of painting are inseparable.

Organizations:

- Oil Painters of America-Signature Member-awarded 2008,
- American Society of Marine Artist- Signature Member-awarded 2010
- Portrait Society of America
- Plein Air Painters of the Southeast (PAP-SE)

Gallery Representation: Bayview Gallery, Northlight/True North Gallery, RS Hanna Gallery, Sage Creek Gallery, Palm Avenue Fine Art, Hughes Gallery, Highlands Art Gallery.

#807 Palette Knife Realism, SELF EXPRESSION, Using Cobra Oils (water mixable) with Many Tools. Taking a cityscape, waterscape & landscape toward abstraction.

Instructor: Karen Weihs

Students will learn various techniques on how to manipulate palette knives and make a great variety of marks that describe realism without big detail. Information will be shared on paint manipulation/brushwork. Each morning there will be demos and in the afternoon I will spend time with each student helping them through the process. Beginners to advanced students can participate in this workshop.

**Dates: 3-Day Workshop, 9:30 AM—3:30 PM
Wednesday, Thursday & Friday**

#807A: February 5, 6 & 7

#807B: April 9, 10 & 11

Fee: \$330 Members \$412.50 Non Members



Karen Weihs' Biography:

Using mostly palette knives and particular brushes, Weihs applies pigment in lush impasto layers interspersed with thin glazes that enrich colors and result in canvases that glow with mysterious light and form.

Her realistic works radiate an **otherworldly ambience of shimmering colors and swirling shapes**, representing whatever subject matter the viewer chooses to see. Drifting clouds reflected in a lake, a distant skyline of forest or city, grey fog rolling across the horizon are these forms real or imagined. Weihs galvanizes her audience's natural curiosity with compositions that border between abstraction and landscape. She alludes to the familiar without telling the story. Her **abstracted representational subject matter is deliberately simplified to capture the "idea" or essence of a place**, not the reality of it.

Weihs invents each new journey of creation by trusting her intuition completely and by following wherever her hand and intuition lead inside the very textural composition. **Like memories that bubble to the surface of the mind**, the images her palette knife creates as it carves, smooths, jabs and dances across the surface eventually coalesce to form a holistic picture. She is also an **extraordinary teacher known for giving permission to students to explore their creativity**, encouraging them to make marks with joyful abandon and experiment with tools and techniques that lead to individual style. Weihs studied with LaMar Dodd at the University of Georgia earning a BFA degree. His repetitive, coloristic modern style was great influence.

Memberships: Salmagundi Art Club, American Women Artists, Catharine Lorillard Wolfe Art Club, Impressionistic Society of America, National Oil and Acrylic Painters Society, Oil Painters of America

"The magic happens and draws me in, and I find myself driven to capture and paint those responses over and over again. It's deeply gratifying. This erudition has earned me a confidence in looking for the cutting edge of paint technique, ever evolving to a higher standard. Usually the viewer can find something of the subject matter to relate to. This process allows me to tackle a subject that may or may not appear as my eyes see, painting the paint."

Karen was born and raised in Charleston, SC, raised two sons and worked with and sold 7 restaurants there with her restaurateur husband, Chris Weihs, also a European trained professional chef. They now live in Venice, FL & spend some summer time weeks with family members out West.



**#808 Expressive Watercolor- Flowers to Landscapes:
All Levels Workshop**

Instructor: Janet Rogers

Fresh flowers in the studio will be the inspiration for the beginning of this workshop. Janet will demonstrate various “fun” exercises geared to interpret flowers in a loose and expressive manner. Discovering the unique “nature” of individual flowers and “finding” new colors will be highlighted. Demonstrations and individual help will weave throughout the workshop, with an emphasis on letting the medium of watercolor lead the students to new adventures in watercolor. (PLEIN AIR – in studio!) Some goals include “keeping the white paper”, avoiding “mud”, intuitive color and composition. Besides working with students individually and class demos, Janet and attendees will enjoy “Show and Tell” – and opportunity to see class work together and enjoy! We will also explore an approach to landscape. – Students can bring some of their favorites – I will also supply a photo and drawing of a demo I will do that some can trace if they wish.

ALL LEVELS.

**Dates: 3-Day Workshop, 9:30 AM—3:30 PM
Monday, Tuesday & Wednesday**

#808A: March 10, 11 & 12

Fee: \$395 Members \$493.75 Nonmembers



Janet Rogers' Biography:

Janet has been a working professional artist for over 40 years, and is a popular, nationally recognized instructor, conducting workshops throughout the United States as well as Europe, and has achieved Signature Member Status in the American Watercolor Society, Transparent Watercolor Society of America, Florida Watercolor Society, as well as others. As well as a National Instructor, she has demonstrated extensively for various groups and exhibitions, and gained recognition as well as receiving many awards over the years for her sensitive portrayal of women and children.

Four instructional DVDs have been filmed on Janet's work. Also she has been in published articles featuring her portraits and flowers, and is in the book “The One Hour Watercolorist”. Her demos can also be seen on You Tube as well. Janet instructs workshops in-person as well as online.

ARTIST'S STATEMENT:

“I love the qualities of watercolor – its fluid nature. To me, the interaction of artist with the medium is like a dance – full of motion, feeling and expression. I love to watch the painting develop and to discover new color and composition.” As a teacher, I would like to enable students to find their connections with watercolor in new and expressive ways”.



**#809 Expressive Watercolor with Faces & Figures:
All Levels Workshop**

Instructor: Janet Rogers

This dynamic workshop is designed to enable participants of **all levels** to quickly gain confidence in approaching the head and figure in a more spontaneous, intuitive and expressive way. Demonstrations, class instruction, individual assistance, “show and tell”, and a series of “fun” exercises, will weave into class painting time. Special emphasis will be on achieving a fresh look of translucent flesh tones in the portrait with unique color changes, which will add to the excitement of capturing the essence of the subject. Capturing the essence of children will be included. Many “features” will be covered! All levels will benefit and help is available to those who are new to the portrait and figure. No Fear!!

Students will have an opportunity to work from their photographs or Janet's. Our goals will be to “see” in new ways -- bringing “life” and interpretation to the portrait and figure, and to discover intuitive color and design. Janet will provide some drawing “helps” for anyone who is new to painting people.

**Dates: 2-Day Workshop, 9:30 AM—3:30 PM
Thursday & Friday**

#809A: March 13 & 14

Fee: \$278 Members \$347.50 Nonmembers
(Model fee included in class price)

Janet Rogers' Biography:

Janet has been a working professional artist for over 40 years, and is a popular, nationally recognized instructor, conducting workshops throughout the United States as well as Europe, and has achieved Signature Member Status in the American Watercolor Society, Transparent Watercolor Society of America, Florida Watercolor Society, as well as others. As well as a National Instructor, she has demonstrated extensively for various groups and exhibitions, and gained recognition as well as receiving many awards over the years for her sensitive portrayal of women and children.

Four instructional DVDs have been filmed on Janet's work. Also she has been in published articles featuring her portraits and flowers, and is in the book “The One Hour Watercolorist”. Her demos can also be seen on You Tube as well. Janet instructs workshops in-person as well as online.

ARTIST'S STATEMENT:

“I love the qualities of watercolor – its fluid nature. To me, the interaction of artist with the medium is like a dance – full of motion, feeling and expression. I love to watch the painting develop and to discover new color and composition.”

As a teacher, I would like to enable students to find their connections with watercolor in new and expressive ways”.





Fall 2024 VAC UNCORKED

Cocktail and Art Party!

6:30—9:00 PM

Thursdays

FVACU-1 September 12:

Susan Wilcox | Acrylic Painting

FVACU-2 September 26:

Haley Ponder | Paint Pouring

FVACU-3 October 24:

Emilia Farrell | Acrylic Painting

FVACU-4 November 7:

Frances Smith | Acrylic Painting

FVACU-5 November 21:

Heather McCullough | Acrylic Painting

FVACU-6 December 5:

Haley Ponder | Paint Pouring

\$35 Members | \$40 Non Members

6:00—8:30 PM

Thursdays

FVACU-7 October 10

Katrina Meyer | Jewelry

\$55 Members | \$60 Non Members

Invite and gather your friends, sip your favorite beverage and delight in step-by-step art instruction with our talented Venice Art Center instructors.

All supplies and materials provided!

You will create a unique masterpiece!

No experience is necessary!

Bring your own cocktails and snacks!

Reserve private Uncorked classes for birthdays, team building, bachelorette celebrations and more.

Private Uncorked classes are booked in advance, on request.

It is also the perfect date night!

Register on

www.veniceartcenter.com

or call 941-485-7136.



BAILA MILLER LECTURE SERIES at The Venice Art Center

Tuesdays, 1:00—2:30 PM | \$13 Members | \$15 Nonmembers

Artists who Loved Women



Tuesday, September 10
 FLV1
 Gustave Klimt:
 A Golden Age



Tuesday, September 24
 FLV2
 The Evolution
 of Henri Matisse



Tuesday, October 1
 FLV3
 Frank Lloyd Wright:
 Organic Architecture



Tuesday, October 15
 FLV4
 August Rodin & Camille
 Claudel: The Hands of
 Genius



Tuesday, November 12
 FLV5
 For the Love of Art:
 Alfred Stieglitz &
 Georgia O'Keeffe



Tuesday, November 26
 FLV6
 Pain & Passion: Diego
 Rivera & Frida Kahlo



Tuesday, December 17
 FLV7
 Alphonse Mucha:
 The Spirit of Art Nouveau

Space is limited, register and reserve your spot today!

All lectures are available for purchase at The Venice Art Center,
 at www.veniceartcenter.com or by calling 941-485-7136.

Agresti, Francesco

Born in Italy. At the age of 7, he moved to the Bronx, NY. He earned his Bachelor's at Hunter College and Master's in Fine Arts from Lehman City University of NY. Agresti taught at the University of La Verne in Napoli and has taught at several universities and colleges in North Carolina where he became a professor of fine arts. He has shown his work in the US, Italy, Germany and Russia. Agresti's pieces can be found in a myriad of private collections and his commissions.

Aylsworth, Lynn Nelsen

Lynn has been a member of the Hudson Valley Art Association since 1999 and has shown in many juried shows. She has won awards at the Salmagundi Club, American Artist's Professional League National Show, Catherine Lorillard Wolf Show for Women Artists sponsored by the Metropolitan Museum of Art, Kent Art Association, the Ridgewood Art Institute, the Florence Griswold Museum, and the Newark Museum. Her work was featured in American Artist Magazine twice. Her work is in many private and corporate collections.

Baxter, Julie

Julie is a lifetime and award winning potter. Her teaching career has been with the Arlington County, Virginia, Department of Parks, Recreation & Community Resources. She taught all levels of wheel-throwing classes and workshops on surface decoration. She also taught children's hand building classes at Arlington County Elementary School. Julie was a member of Grey House Potters, Arlington, VA and the Kiln Club of Washington. Julie's undergraduate degree is in ceramics.

Burgan, Beth

Beth Burgan brings experience of teaching art to gifted and talented (K-12) university students, and challenged adult populations. Her B.S. degree is in art education. She has an MFA, was a teaching assistant in sculpture at Kent State University. She worked in human services for 15 yrs. and owned a clinical massage therapy practice in Minneapolis for over 30 years. All the various career paths had one thing in common, to empower each individual to create and manifest positive self-awareness.

Cassidy, Marilyn

Marilyn has a B.A. in Sociology and an M.S. in Education. She taught in the Albany City Schools in New York State. She moved to Florida in 1990 and worked in Early Education in Sarasota. She has studied with several local and nationally known artists. Her goal is to share her collected knowledge with others who are honing their artistic skills; who want to have fun and discover a wonderful pastime.

Cutting, Harry

Harry Cutting is a professional photographer and writer. Over his 35-year career his work has appeared in hundreds of magazines, books, government publications and advertising campaigns. His clients include: Johnson & Johnson, Oxford University, Nestle, Penthouse, US Govt, Woman's World, McGraw-Hill and the Red

Dicker, Carole

I love taking photos. I have photographed many different subjects: travel and local scenes, wildlife, landscapes, cityscapes, family and friends, and 'the moment'. After several careers and raising a family, I am living my retirement dream of working as a photographer. My photographs are intended to reflect what I see; sometimes part of a larger camera image, and never far from what is real. Born in New York City, I obtained a BA and MBA for my formal education. Since then, I have studied much about how to achieve the vision I want photographically. I come from a family heritage of art and music; creating is in my genes. Please visit my new website and online store at: caroledickerphotography.com

DiNapoli, Renee

Renee C. DiNapoli, award-winning, professional artist/instructor and former faculty member of Ringling School of Art & Design is noted for her contemporary florals and interior beachfront realism. Renee's striking oil paintings have received critical acclaim for their high contrast, unusually intense use of color and exquisite detail. Her ability to achieve both impact and delicacy in her paintings attests to her 36 years of training with Italian master and studying at The Louvre in Paris for many years. She has taught at the Ringling School of Art and Design in Sarasota, FL as well as Tulane and Loyola Universities in New Orleans, LA. Her graduate study was conducted at The Red Mountain Institute of Art.

Doty, Barbara

A self-taught professional watercolor pencil artist, teacher and author. I have dabbled in many different mediums over the years. Retirement has allowed me the opportunity to pursue my passion for art. The love that I have for the beautiful wildlife that we share on this planet, well it was only natural progression for me to paint animals as well as pet portraits. I have done shows as well as solo exhibitions and commission work in the Kansas City area. Being awarded "Best of Show" at the Buttonwood Art Space", was an honor for me. Recently moving to Sarasota, Florida to be closer to my family I am looking forward to painting, teaching, and writing.

Espinosa, Josephina

Josephina studied at the Institut de Bellos Arts in Colombia, South America. She went on to teach both children and adults a wide range of media including drawing, painting, glass fusion, and stained glass. Her work is known throughout the world.

Farrell, Emilia

Emilia Farrell is currently an Englewood, FL, based artist and art instructor. She studied with V. Sangarov (Ukraine), Monique Johannet, Babrara Baum, Sue Miller (Cambridge AEC) and David Small, Mass College of Art (Boston, MA). The subject matter of her works: portraits, landscapes and still-life in the traditional/ impressionistic style. She is fascinated by ideas and concepts of various time periods of art history and cross relationships between arts, science, as well as relevant to these periods' techniques and use of materials. She participated in New England's art events, exhibits and is a member of the Oil Painters of America (OPA). She enjoyed teaching drawing and oil painting classes at the Newton Adult Education Center, Lexington, MA, as well as at the private students' studios. Her works are shown in Cambridge Art Association, Belmont Art Gallery of Art, Newburyport, MA. Her landscapes and portraits were purchased by private collectors.

Golden, Sheila

Sheila Golden has worked in fine art for over 30 years, being included in a women's art calendar and exhibiting in New York City, San Francisco and Santa Fe, NM. Her watercolors are in Sarasota's Marietta Museum of Art & Whimsy. She has a BA in Fine Art from Sonoma State University and has studied with noted artists Barbara Nechis, Robert Burrige and Wolf Kahn. With her art in private and corporate collections, she enjoys sharing the magic of watercolors.

Gordon, Beverly

Beverly Gordon (Professor Emeritus, Design Studies Department, University Wisconsin-Madison) is an artist, writer, and teacher who helps students explore both the material and inner-intuitive worlds, and find their own visual and symbolic language. Her unique style and body of work in collage and assemblage sculpture incorporates a wide range of textures, materials and natural objects. It has been featured in numerous solo exhibitions and group shows and is profiled in a compelling video: <https://vimeo.com/686049263>.

Groff, Erica

Erica is a new instructor to the VAC community who shares many years of experience teaching ceramic and pottery to students.

Heart, Nancy

Working in three dimensions has been Nancy's passion since high school. Her love of creating clay sculptures and teaching combine to make her "one happy camper." Her student's success and very busy classes support her enthusiasm and willingness to share her knowledge of sculpture techniques. After a successful 25-year career as a clinical social worker, working with children and adults, Nancy has found her niche continuing her art full time and teaching in Venice. "Life is Good!"

Hinger, Victorine

Victorine Hinger was raised in Luxembourg and moved to NY in 1992 to become a full-time artist where she studied stone carving at the Art Students League in Manhattan under Lorie Goulet and attended several carving symposiums around the country. Her work is in private collections all over the world, she has won several business awards including last year's commission to create a 5-foot bronze sculpture for the Centennial Celebration of Luxembourg Immigrants to the US

Hopkins, Nanette

Nanette Hopkins graduated from Moore College of Art and Design in Philadelphia with a Bachelor of Fine Art degree. She has lived in the Englewood area for 25 years where she creates her art and exhibits in Fine Art shows and local galleries. She has taught children and adults for the past 15 years. Her teaching experience includes: The Venice Art Center, Sarasota Arts Council, Ringling College of Art and Design, Boca Grande Island School, Out of Door Academy, Goldie Feldman School, Visual Artists Association, Sarasota County Public Schools and the Englewood Art Center.

Keck, Alan

Fifty years experience on potters wheel. Made a living for 10 years as production potter, Masters degree in Art Education. Taught all levels of ceramics and glassblowing at Emporia High School in Emporia, Kansas. Last ten years as Department Chair.

Kelly, Patricia

Pat has worked as a studio potter for over 35 years. She is a graduate of Rochester Institute of Technology in Graphic Arts with post-graduate study at the School for American Craftsmen, where she studied with potters Franz Wildenhaim and Jim Seacreast. Her work has sold in specialty shops, Dean and DeLuca and Tiffany's of New York City. She has been featured in *House and Garden*, *Home Beautiful* and *Country Living*. Her work is in private collections in the U.S. and Japan.

Larisch, Linda

Linda is the fourth generation of artists from a multicultural background. She has been painting for the past 40 years, had over 30 one-woman shows, and has been represented by various galleries in the US and Mexico. Her medium is acrylic paint on canvas. Her style ranges from realistic to abstract. She was an educator for pre-school children with delays and taught middle school here in Florida as well as art classes at several venues in the area.

Maria, Gary

Gary received his BFA from Kutztown University in Pennsylvania in 1976, then studied at the Art Students League of New York, SVA, and NYU. He first worked as a graphic designer in NYC at several book publishing houses. He then freelanced illustration for Dell Puzzle Magazines, Silhouette Romance, and Barbour Publishing, and also worked as a fine art print colorist at Mill Pond Press in Venice, Florida. His work aspires to the traditions of nineteenth century academic realism.

McElhinney, Laura

Laura received her Masters degree from California Institute of the Arts in 2002. She has worked as a Theatrical Lighting Designer, Scenics Designer, and Painter for the past 20 years. Laura has worked many amazing places around the globe, including the Metropolitan Museum of Art and the MOMA in New York, and international arts festivals in Singapore, United Kingdom, Brazil, Spain, France, Denmark, Belgium, and Korea. She loves to paint and create new art with her 3 girls.

McCullough, Heather

Heather McCullough is a watercolor, oil and acrylic artist from Venice, Florida who spends time each summer in the western United States. She is a retired physician who began her study of art at the Venice Art Center in the 1990's, and then continued for many years with Herbie Rose at his studio in Bradenton, FL, augmented with additional workshops, classes, and self study. She is an enthusiastic plein air painter of landscapes and figures. Her work has been exhibited at the Venice Art Center, Venice Theater, and in Florida Watercolor Society shows, Drigg's Plein Air and in Wyoming. Her work can also be viewed on her website, HeatherMcCulloughArtworks.com. She is a member of the Florida Watercolor Society and the Venice Art Center.

Meyer, Katrina

Katrina, from Toledo, Ohio, became fascinated with minerals, gemstones and jewelry after a career in Ohio and Maryland as a secondary and adult education teacher and administrator. In 1996, she studied wire-craft jewelry-making at William Holland School of Lapidary Arts in Georgia and in private sessions with internationally known master wire artists. She sells her award-winning designs at area art shows and has taught wire jewelry-making since 2001.

Nishihira, Robert

Robert was a full-time commercial photographer for 18 years in California and had clients such as Callaway Golf, IBM, and Qualcomm. He won a number of honors including CA Magazine's Award of Excellence and ASMP's Gold Award. Robert's work has been published in magazines such as Vogue and Town & Country. After retiring from commercial photography, Robert taught photography at the City College of San Francisco for 20 years.

Outlaw, Dione

I am an award winning jewelry and glass bead artist. I have been making jewelry for 34 years and teaching for over 30 years. Most of my teaching has been at William Holland Lapidary School of Art where I taught for 22 summers. I have also taught in several art centers. Most of my experience is in wire, silver, glass bead making and cold connections. In the classes I mostly teach, I show the students how they can combine wire, sheet metals and bead to make unique pieces of jewelry.

Palmer, Jeanne

Jeanne has been a fulltime potter for over 25 years; having owned and operated a pottery school and gallery near Buffalo, NY for 12 years. Her education includes: Bachelor of Arts/Ceramics from S.U.N.Y. at Fredonia, Post graduate Glaze Chemistry at S.U.N.Y. Alfred, Art & Education Graduate studies at University of Colorado at Boulder, and Studio Concentration at Penland School of Crafts, NC. Jeanne has shared enthusiasm for her craft having taught classes at many art centers and retreats. Palmer Pottery is well recognized in the area as she exhibits at fine art shows and local galleries.

Pica, Linda

Linda began painting in oils at the age of 15 under private and group instruction. She earned her Master's Degree (MBA) at Duquesne University in Pittsburgh, Pennsylvania and currently offers over 15 years of experience teaching adult students in a variety of business, arts and sciences courses. She maintains active memberships with the Bethel Art League, Venice Art Center, North Port Art Center and Englewood Art Center, winning awards for her work in local shows and competitions and selling her work at galleries in Pittsburgh, Pennsylvania, Venice and surrounding communities in Florida, and has completed a variety of commissions nationally.

Platte, Roxcy

Roxcy Platte is an award-winning artist who has been sketching and painting all her life. Especially known for lively portraits and charming street scenes, she captures subjects quickly and brings that spontaneity to her classes. Her students learn how to see the world around them through the magic of light and shadow, color, shape and the use of negative space. Her classes are not to be missed.

Pommier, Laura

Laura Pommier resides in Rotonda West, Florida. Her formal art education comprises a Master of Arts from Indiana State University and a Bachelor of Fine Arts from Murray State University. Previously living in Jasper, Indiana, she worked as a graphic artist. At the same time, she produced studio art and exhibited in juried, group and solo shows nationwide. Now in Florida, Laura continues to work in her studio and teaches painting, drawing and pastel. She has been featured in The Herald Tribune, The Sun, Harbor Style, Sarasota Magazine, Healthy Living Magazine, Venice Lifestyle Magazine and Wellen Park Living. Additionally, she has painted numerous local murals. You can find Laura at www.laurapommier.com; FaceBook, and Instagram.

Ponder, Haley

Haley Ponder is a 24 year old, self-taught artist, born and raised in Nokomis Florida. Just like her grandmother, her love for creativity and being able to express herself is what started her on this journey to create wonderful abstract art and resin items that really make your house a home. The ability to teach others is something very special. She has done custom paintings for people including custom resin work and paint pourings of any size. Check out her Etsy page for reference: <https://paintingsby.ponder.Etsy.com/>.

Rose, Nancy

Having had art training since age eleven, Nancy is a professional award-winning artist, listed in "Who's Who in American Art." Rose has exhibited at New Britain Museum of American Art and is a juried member of Connecticut Watercolor Society and Women Contemporary Artists. As an individualized learning specialist who taught teens with disabilities, Nancy began taking this approach to the art classroom. A nurturing teacher with enthusiasm and optimism that is contagious, she encourages students to paint as unique individuals.

Sadel, Christine

Christine has been a creator and artist since childhood In New Jersey and attended Pratt and Parsons in NYC. She has owned her own interior design and an event company for over 30 years along with building a cafe and music lounge. She is an accomplished potter, seamstress, photographer and has recently resumed painting. Her jewelry design business ChrisinaBellaBeads started in the early 90's and she began metalsmithing and instructing while living in Raleigh NC for 25 years. She was a Docent at the North Carolina Museum of Art and now Christine is a full time artist and designer, living here on Venice Beach. She offers workshops to private groups, institutions and at events.

Schwab, Rita

Born and raised in Heidelberg Germany Immigrated to the US in 1973 BFA Fine Arts University of South Florida, Tampa MFA Florida State University Rita has been a studio artist since the early 80's. She has taught art as an adjunct at FSU, traveled to many Art Centers in the US to hold weekend workshops and offers classes out of her private studio. Rita has resided in Englewood, FL since 2010 and has taught Abstract Painting at The Open Studio, the Northport Art Center, Englewood Art Center and the Arts Alliance of Lemon Bay This season she is excited to offer her painting techniques at the Venice Art Center. Rita shows and sells her art locally, nationally and internationally. She attends juried art shows and shows in a variety of galleries. Please <https://www.facebook.com/artforthesoal>, <https://www.instagram.com/earthelements01/> and <https://www.ritaschwabfineart.com> to view her work.

Shelby, Nancy

Throughout her life, Shelby has been a working artist with her main focus on studio and gallery shows, plus teaching. She has taught her art in Florida, California, Mexico and Greece. In the past few years, dot painting has entered into the mix, and she has been sharing this technique with her students. Her current dotting work has been creating Mandalas, Masks and nature designs.

Smith, Frances

Frances Smith has been a freelance artist in Venice for over 40 years. She attended Boston Museum of Fine Arts School and Ringling College of Art, specializing in acrylic, watercolor and pastel - with extensive work in stained glass, calligraphy, and public art and wall murals - both indoors and out. Frances has taught both child and adult art classes and exhibited locally and nationally, winning numerous awards for her work.

Stramara, Joanne

Joanne's love for art has always been a part of her life while growing up in Pennsylvania. She studied art at Kutztown University, Wyomissing Institute and with many local and national art teachers. Art workshops to California, Arizona, France, Delaware, Pennsylvania and Florida, etc. "fueled the fire". Her favorite medium is watercolor and her love of experimentation has been rewarding.

Tilson, Linda

Beginning with a BS in Textiles plus Education from Texas Tech, Linda has been a teacher, a commercial textiles and clothing designer and entrepreneur. For the past 20 years she has been a textile artist, creating one-of-a-kind garments and accessories which she sells at fine craft/fine art shows, including American Craft Council, Lincoln Center (NYC), and juried Florida exhibitions. Venice is her home and Linda enjoys sharing her passion for working with colors and designs on fabric.

Valladares, Rosa

Rosa Valladares was born in Lima Peru; where her passion for printmaking started. She studied at Tamarind Institute in New Mexico. And later on, was granted with a full scholarship to earn a Master degree in Fine Arts at Indiana University of Pennsylvania. She has received others Art grants from various institutions. Rosa also participated in collective exhibitions all over the world. Her experience on teaching, reflects the enthusiasm she has to create and appreciate art.

Wilcox, Susan

Painting is one of the greatest joys of my life. I consistently use the gift that I have been given while striving to improve my technique and bring joy to others with my work. I studied in Buffalo, NY and earned a BS and MS in Art Education.



VENICE ART CENTER

START YOUR CREATIVE JOURNEY

390 Nokomis Ave. South • Venice, FL 34285
(941) 485 7136

REGISTRATION INFO

Date: _____ Membership Type: Family Individual Couple Student
 Membership Expiration: _____ Payment Method: Cash Check Credit Card
 Credit Card #: _____ Exp: _____ CVC: _____

MEMBER INFO

Full Name: _____
 Address: _____
 City: _____ State: _____ Zip Code: _____
 Phone: _____ Email: _____

REFUND/CANCELLATION POLICY

All students must read and sign the following section.

REFUND POLICY ON CLASSES:

- You may drop a class two weeks before its start date to receive an account credit, or to transfer to another class.
- You will be notified by phone and/or email if a class is cancelled, in which you will receive a full refund.
- Class refunds are NOT given for any other reason.

REFUND POLICY ON WORKSHOPS:

- You may drop a workshop 45 days before its start date for a refund minus a \$35 cancellation fee.
- You will be notified by phone and/or email if a workshop is cancelled, in which you will receive a full refund.
- Refunds are NOT given within 45 days of the workshop start date.

Photographs may be taken during our classes. By signing this form, I grant Venice Art Center the right to take photos of me and my property. I agree that Venice Art Center may use photos of me with or without my name and for any lawful purpose, including such purposes as publicity, illustration, advertising and web content.

I understand the refund/cancellation policy:

_____ *Signature & Date*

I DO / NOT grant permission to be photographed:

*Tuition in full is due at time of registration!

_____ *Signature & Date*

CLASS REGISTRATION

Class: _____
 Instructor: _____ Course ID: _____
 Dates: _____ Time: _____
 Tuition: \$ _____

Class: _____
 Instructor: _____ Course ID: _____
 Dates: _____ Time: _____
 Tuition: \$ _____

Can't fill out the form in person? You can mail it in with a check, your credit card #, or register through our website:
www.veniceartcenter.com

OFFICE USE ONLY:

Receipt #: _____
 VAC Initials: _____

Exhibition Schedule

Shows are not juried based on themes.

September 13–26, 2024

Reception: September 13 5-7pm

“Visual Vibrations”

Sponsor: Juror: Jenny Medved

Altman-Vogt Solo Exhibit: Joyce Lopez

Receiving: Friday, 9/6, 10-2

Saturday, 9/7, 10-12

Pickup date: Friday, 9/27, 10-2

December 13, 2024

“Venice Art Center Annual Tea”

Sponsored by:

Ehrhart Family Foundation

Ticketed Event

December 10, 2024–January 2, 2025

Reception: December 20, 5-7pm

“Road Less Traveled”

Sponsor: Ed & Debbie Campbell

Juror: Judy Saltzman

Altman-Vogt Solo Exhibit: Lynne Railsback

Receiving: Saturday 12/7, 10-2

Pickup date: Friday, 1/3, 10-2

October 4–31, 2024

Reception: October 4, 5-7pm

“Fall Members’ Show”

Sponsor: Polly & Ernie Skinner

Jurors: Participating Artists Peer Jurors

Receiving: Friday, 9/27, 10-2

Saturday, 9/28, 10-12

Pickup date: Friday, 11/1, 10-2

January 10–February 5, 2025

Reception: January 10, 5-7pm

“It’s All In Your Head”

Sponsor: Venice City Lifestyle Magazine

Juror: Mary Voytek

Altman-Vogt Solo Exhibit: Aida Garrity

Receiving: Friday, 1/3, 10-2

Saturday, 1/4 10-12

Pickup date: THURSDAY, 2/6, 10-2

November 8–December 5, 2024

Reception: November 8, 5-7pm

“Mixed Up Crazy”

Sponsor: Village on the Isle

Juror: Cesar Aguilera

Altman-Vogt Solo Exhibit: Julie Ann Bakker

Receiving: Friday, 11/1, 10-2

Saturday, 11/2, 10-12

Pickup date: SATURDAY, 12/7, 10-2

February 7–9, 2025

TBA Weekend show featuring: TBA

November 23, 2024, 10am–4pm

“Bling Thing Jewelry Show and Sale”

A free event featuring the finest jewelers in our area. Participating artists sign up in advance.

February 15 & 16, 2025

“Fine Arts Show and Sale”

Sponsor: PatrickAir

All media.

This is a event featuring fine arts. Participating artists sign up in advance.

Members \$4/Nonmembers \$5

Exhibition Schedule

Shows are not juried based on themes.

February 20–March 5, 2025

Reception: March 5, 5-7pm

“Annual Art Auction”

Sponsored by: Jimco Maintenance

Silent Auction of donated artwork with bidding starting at 9am on February 20 through 6pm on March 5

Receiving: 2/18 & 2/19, 10-4

Pickup date: 3/6 & 3/7, 10-4

May 23–June 19, 2025

Reception: May 23, 5-7pm

“Evoke & Provoke”

Sponsor: Scyber IT Services

Juror: Shawn Pettersen

Altman-Vogt Solo Exhibit: Jill Krasner

Receiving: Saturday, 5/17, 10-2

Pickup date: Friday, 6/20, 10-2

March 14–April 3, 2025

Reception: March 14, 5-7pm

“Spring Members’ Show”

Nell Rude Award for Photography

Sponsor: The David & Betty Altman Family

Jurors: Participating Artists Peer Jurors

Receiving: Friday, 3/7 10-2

Saturday, 3/8, 10-12

Pickup date: Friday, 4/4, 10-2

June 27–July 17, 2025

Reception: June 27, 5-7pm

“Point of View”

Sponsor: Board Sponsored Show

Juror:

Altman-Vogt Solo Exhibit: Karen Weihs

Receiving: Friday, 6/20, 10-2

Saturday, 6/21, 10-12

Pickup date: Friday, 7/18, 10-2

April 11–30, 2025

Reception: April 11, 5-7pm

“Worldly Wishes”

A show by Nancy Rose & Marsha Ouimette

Sponsor: The Rose Family Foundation

Altman-Vogt Solo Exhibit: Mary Jo Floryjanski

July 25–August 13, 2025

Reception: July 25, 5-7pm

“Paintings & Stuff”

Sponsor: Joyner Family Insurance

Juror:

Altman-Vogt Solo Exhibit: Carol McGill

Receiving: Friday, 7/18, 10-2

Saturday, 7/19, 10-12

Pickup date: Thursday, 8/14, 10-2

May 6-14, 2025

“South Sarasota County School Show”

Sponsored by:

Community Foundation of Sarasota County

High/Middle School Award Ceremony: TBD

Elementary Ceremony: TBD

Receiving: Friday, 5/2, 1-4pm, Saturday, 5/3, 10am-1pm & Monday 5/5, 10am-12noon

Jury Monday, 1-4pm

Pickup date: Thursday, 5/15 10am-4pm

We will be closing
end-of-day on Friday, August 15
and
reopen on Tuesday, September 2 at 9am

Create and be well!

Venice Art Center Exhibition Rules

Entry Fees : (Entry fees are non-refundable)

Members: \$20 per piece, \$30 for two **Non-Members:** \$25 per piece

Diptych: \$30

Diptych: \$40



Number of entries: Member Shows accept one entry per member; all other shows accept two works. Diptychs and triptychs count as one work.

Receiving hours: WHEN POSSIBLE. Friday from 10-2 and Saturday from 10-12.

All entries must be original works. **No copies, giclee prints, or embellished giclee prints.**

Each submitted piece must have artist's name, phone #, title and price clearly labeled on back.

Works previously exhibited in a juried show at the Venice Art Center cannot be exhibited.

Works more than 3 years old will not be accepted.

Prints such as photographs, lithographs, woodcuts, engravings, etchings, screen prints and digital art must be labeled as such and numbered as an edition.

No more than one artist per entry will be accepted.

Framing:

Maximum height plus width cannot exceed 80" total including frame. (including diptych or triptych)

Glass will only be accepted on pastels, charcoals and graphites no larger than 20" X 24" including frame. Other works that require covering must use Plexiglas.

Unframed canvases must be museum or gallery wrapped with edges painted.

Frames must be in good condition. Mats must be clean, well cut and without scratches. Triptychs or diptychs must be identically framed. Special hanging requests may not be honored.

Wiring:

All paintings must be stoutly wired. Wire should be securely attached, without excess wire and placed approximately 1/3 of the height down from the top of the piece. Ends of rough wire should be taped. We do not recommend plastic coated wire. Saw tooth hangers are not accepted.

The wire, when holding the piece must be at least 3.5" from the top to prevent the hanging bracket from showing. Screw eyes or D rings may be used.

Sculpture: All work must be securely fastened to the base. Maximum height plus width should measure no more than 60" total. Use of VAC's pedestals is preferred.

Pottery: Pieces must be stable with smooth bottom and edges.

Jewelry: All jewelry submitted must be on the artist's display stand or form.

Sales: A 35% commission (including referrals) will be charged by VAC.

Awards: Winners will be notified by phone.

Judging: The juror is solely responsible for determining accepted works in the exhibition and selecting works to receive awards. Artists whose work has juried out will be notified by email.

Pick Up: All work must be picked up on the designated date. A charge of \$2.00 per day per item will be enforced if not picked up. Work remaining in storage after one month becomes property of VAC.

Withdrawal: No work accepted for an exhibit may be substituted, nor will any work be permitted to be withdrawn during an exhibit except for extreme extenuating circumstances with the approval of the CEO.

Responsibilities: All work will be handled with the greatest of care by VAC but artists understand that VAC cannot be responsible for loss or damage. All work will be hung at the discretion of the VAC Exhibition Committee.

Release: All entries accepted for the exhibition are eligible for publication in VAC promotional material.

LEARN THRU PLAY:

Creative Activities That Build Attention, Curiosity, and Collaboration

BY CAROL LUCHA-BURNS

"Learn Thru Play: Creative Activities That Build Attention, Curiosity, and Collaboration is a collection of creative, eclectic information and activities honed from Professor Lucha-Burns's many decades of teaching and inspiring students. For experienced educators and those seeking to expand their expertise in play and puppetry, this text contains hundreds of ideas to enhance the imagination and creativity in a classroom."

Trish Lindberg, PhD Professor, Plymouth State University, Coordination Integrated Arts

Buy from Amazon eBook - \$7.99 Paperback - \$14.99



VENICE
ART
CENTER

I VALUE THE ARTS!

HOW TO SUPPORT THE VENICE ART CENTER:

- Become a member
- Volunteer
- Make a donation
- Attend our events
- Buy a brick
- Leave a legacy gift & ensure the future of art & culture in your community for years to come.



Francine DiFilippo
Ph.D. AiSCV / AVS - GJV
Value Appraiser

Francine DiFilippo is accredited by the Appraisers International Society (#0030) as a valuation specialist.

**INSURED/CERTIFIED
BY APPOINTMENT ONLY**

*Mention you saw this ad in the VAC Course Guide for a 10% discount.

difikent@aol.com | 941.685.9925
www.appraisal246.com



Photo Lessons and Coaching

private one-on-one lessons

learn from a pro photographer with 35-years exp

Details at: hcuttingphoto.com/coaching

Proud to be part of the Venice arts community for over 20 years.



Brent Douglas
Artistic Director/Conductor



2024-25 CONCERT SEASON
VENICE PERFORMING ARTS CENTER
DEC 16 - FEB 23 - APR 27

TheVeniceChorale.org

Concert Choir
Master Singers
High School Apprentices
Youth Chorus



I will be waiting for you when you finish your art class...




SFARVenice.org
941.492.6200
1925 S. Tamiami Trail, Venice FL



*Insurance For You,
Your Family & Your Business*




Auto • Home • Flood • Life • Business

941-412-4307 • www.JoynerInsurance.com
1500 E. Venice Ave. • Suite 206 • Venice, Florida 34292



Providing Peace of Mind by Simplifying the Complicated



As a Realtor, I feel that lifestyle and the neighborhood are almost more important than the actual house. I want to know about my customers, their hobbies, and their interests so I can help them discover the right spot. That may be a golf community with a country club or a condo within minutes of sticking their toes in the sand.

I am Shannon Thinnies with eXp Realty, and I am truly here to help....

Your Florida Native Realtor



Shannon
THINNES



941-232-6182

www.ShannonThinnies.com

ShannonThinnies@gmail.com



Supporting the arts and keeping you cool!

Patrick Air

Cooling, Heating & Refrigeration

941-468-0100

PatrickAir.com

CAC 1817156



Eyes on You

Unique Eyewear & Intimate Apparel



140 W. Venice Avenue
Venice, Florida 34285

941.244.9054 • EyesOnYouEyewear.com



**LIFETIME
TRAVEL**

Affiliated with Travel Planners International

Creating Vacations of a Lifetime!

Specializing in small-ship cruises

MARTHA KARLOVETZ
314-795-2934
MARTHALAKE@AOL.COM

**Become a MEMBER
of the
Venice Art Center!**

Individual \$65 Family \$100
Couple \$75 Student \$20

Membership lasts one full year from
the date in which you join.



Nellie's 
Notecards

"The Artist's Printer"

Share Your Art with the WORLD!

- Notecards
- Coasters
- Giclées
- Mousepads
- Laser Prints
- Mugs
- Calendars
- Ceramic Tiles

530 U.S. Hwy 41 Byp S, Suite 10A, Venice, FL
The Brickyard Plaza - Behind the Gazebo
Tuesday thru Friday - 10am to 4pm
Text - 941.961.7563
Email - NelliesNotecards@Gmail.com



and MORE!



WOMEN'S SERTOMA CLUB OF VENICE
 P. O. BOX 1046
 VENICE, FLORIDA 34284

Women's Sertoma Club of Venice with our SERVICE TO Mankind community projects help to improve the quality of life in our community.

We are especially proud of our High School and Continuing Education Scholarship program.

Our major money maker is the very popular SUN FIESTA in October.

If you have a desire to work with energetic, fun-loving, hard-working women who accomplish wonders with love, please contact us.

Fran Frederick, President, 941-223-7003
 Website: The Women's Sertoma Club of Venice



The Sales Gallery at:



Find unique, one-of-a-kind items created by local member artists. All sales support our artists and Venice Art Center programs.

**YOUR
AD
HERE!**

Advertising Opportunities offered for future VAC course catalogs.

Options & Specifications:

 2x3.5" \$100	 4.5x3.5" \$175	 5x7.5" \$250	 10x7.5" \$500	 10x7.5" Inside Back Cover: \$700
--	--	--	---	--

CONTACT:
marla@veniceartcenter.com
 for more details!





- Full Bar
- Indoor/Outdoor Dining
- Full Service Catering
- Serving Lunch & Dinner
- Reservations Accepted

Café Venice
 Restaurant & Bar

941.484.1855
 101 W. Venice Ave.
cafeveniceresaurantandbar.com

Winner Best Luxury Home Real Estate Agent 2022



5 CONSECUTIVE YEARS

As Chosen by Community Leaders

VENICE BUSINESS WOMAN OF THE YEAR 2021

By the Venice Gondolier Newspaper



Best Luxury Homes Real Estate Agent

Lueanne Wood, PA
REALTOR®

34 years of experience successfully listing & selling property in the local market



Thank you Venice

kw ISLAND LIFE REAL ESTATE
KELLERWILLIAMS. REALTY

Each office is independently owned and operated

Call me today: 941-483-1663

Email: lueannewd@cs.com • Website: lueanne.com

206 Harbor Dr. S. Venice FL 34285

List with Lueanne consider it sold!

2019-VAC00018



SEE ART. FEEL ART. CREATE ART.

Thank
You!

We ♥ our
Volunteers

The Venice Art Center would like to graciously thank our volunteers, staff, members, donors and sponsors for their support and countless hours of work and contributions which made this course guide possible.

We could not do it without you!

Venice Art Center
390 Nokomis Ave. S.
Venice, FL 34285
941-485-7136
Veniceartcenter.com

