



See Art. Feel Art. Create Art.

Venice Art Center

Winter/Spring 2024

Course Selection Guide

January 2-May 31, 2024

Over 320+ classes offered!

Venice Art Center

390 Nokomis Ave. S.

Venice, FL 34285

941-485-7136





SEE ART. FEEL ART. CREATE ART.

Our Mission:

To provide cultural resources to the community and to enhance the knowledge and appreciation of all forms of visual arts.

Venice Art Center Board of Directors:

President: Tish Murphy

Vice President: Tom Crafts

Treasurer: Casey Riley

Secretary: Jennifer Hazeltine

Kecia Carroll

Maggie Graham

Wayne Hall

Carol Sikora

CEO: Mary Moscatelli



Thank
You!



VENICE
ART
CENTER



A Little Bit Different	Pages 4-8
Printmaking	Page 8
Photography and Digital Arts	Page 9-10
Jewelry	Page 11-13
Ceramics & Pottery	Page 14-16
Sculpture	Page 16-17
Drawing, Pastel & Multimedia	Page 18-22
Painting with Oil, Acrylic & More	Pages 22-24
Painting with Watercolor	Page 24-27
Open Studios	Page 28
Specialty Workshops	Page 29-33
VAC Uncorked	Page 34
Bailla Miller Lectures	Page 35
Demo & Lecture Series	Page 36
Instructor Biographies	Page 37-39
Registration	Page 40
Exhibition Schedule	Page 41
Exhibition Rules	Page 42
Concert Series	Page 43
Our Supporters	Pages 44-49



Support

The Venice Art Center

- ◆ **Become a member**
 - ◆ **Volunteer**
 - ◆ **Make a donation**
 - ◆ **Attend our events**
 - ◆ **Buy a brick**
 - ◆ **Leave a legacy gift and ensure the future of art and culture in your community for years to come.**

For information on how you can make a difference, please call 941-485-7136.



OPEN:
9:00 AM—4:00 PM
Monday through Friday

OPEN:
9:00 AM—1:00 PM
Saturdays
November 4—May 11

VAC CLOSINGS:
January 1, March 22
March 30, April 1
May 27

**#W101 Introduction to Glass Fusing****Instructor: Josephina Espinosa**

Learn to cut, assemble and create kiln-formed projects in glass. No experience needed. All materials are supplied. Bring protective eyewear.

Dates: 2-Day Mini-Session,
Monday & Tuesday
9:30 AM–12:00 PM

#W101A: January 15 & 16
#W101B: February 12 & 13
#W101C: March 18 & 19

Fee: \$64 Members \$80 Nonmembers

**#W102 Stained Glass****Instructor: Josephina Espinosa**

Learn to cut, foil, and assemble projects with glass. All materials are supplied. Bring protective eyewear.

Dates: 2-Day Mini-Session,
Monday & Tuesday
1:00–3:30 PM

#W102A: January 15 & 16
#W102B: March 18 & 19

Fee: \$64 Members \$80 Nonmembers

**#W103 Mosaic Pot****Instructor: Josephina Espinosa**

Learn how to select pre-cut glass tiles, or cut your own, to design and create beautiful mosaics on planters, pots, stepping stones and on walls. All materials are supplied. Bring protective eyewear.

Dates: 2-day mini-session,
Monday & Tuesday
1:00 – 3:30 PM

#W103A: February 12 & 13
#W103B: April 15 & 16

Fee: \$70 Members \$87.50 Nonmembers

**#W104 Creating Spirit Figures****Instructor: Beverly Gordon**

Create unique three-dimensional figures (healing spirit “dolls”) that express a sense of mystery, power and whimsy. Learn simple construction techniques (eg. fabric over weighted bottles, fabric-wrapped sticks or wire) and incorporate a wide range of evocative fibers, found materials and natural elements. Wonderful chance to play with materials. No prerequisites.

Dates: 2 Weeks, Thursdays
1:00—3:30 PM

#W104A: January 4 & 11

Fee: \$37 Members \$46.25 Nonmembers

**#W105 Fish Printing Tote Bags****Instructor: Nanette Hopkins**

Bring an assortment of tote bags (black ones, too) and a smock because we will be using acrylic paints. These totes make wonderful gifts. All materials are supplied, except tote bags.

Dates: 1/2-Day Mini-Session, Friday
9:30 AM—12:00 PM

#W105A: January 12

Fee: \$30 Members \$38 Nonmembers

**#W106 Decoupaged Wine Bottles with Lights****Instructor: Nanette Hopkins**

Instructor has a variety of beach themed napkins to choose from to create your decoupaged wine bottle. If there is a design that you know you would like to create, please bring the napkins to class. All materials are supplied.

Dates: 1/2-Day Mini-Session, Friday
1:00-3:30pm

#W106A: January 12

Fee: \$30 Members \$38 Nonmembers

**#W107 Paint Pouring: Tuesdays****Instructor: Haley Ponder**

We will be creating a stretched abstract piece with four colors of your choice (think of what colors will be created when mixed) using an air swipe non-resin pour technique. This project requires drying time, so pick up will be 3 days after class.

Dates: 1/2 Day Mini-Session, Tuesdays
Times Vary

#W107A: January 30 (1:00-3:30 PM)
#W107B: February 6 (1:00-3:30 PM)
#W107C: March 5 (1:00-3:30 PM)
#W107D: March 26 (4:30—7:00 PM)

Fee: \$38 Members \$47.50 Nonmembers



#W108 Paint Pouring: Fridays
Instructor: Haley Ponder

We will be creating a stretched abstract piece with four colors of your choice (think of what colors will be created when mixed) using an air swipe non-resin pour technique. This project requires drying time, so pick up will be 3 days after class.

Dates: 1/2-Day Mini-Session, Fridays
 1:00—3:30 PM

#W108A: January 26
 #W108B: February 9
 #W108C: ~~March 15~~
 #W108D: April 5

\$38 Members \$47.50 Nonmembers



#W109 Charcuterie Board: Tuesdays
Instructor: Haley Ponder

Make your own unique happy hour centerpiece that will last a lifetime with beautiful embellishments hand selected by you and sealed with resin. Charcuterie board and resin will be provided. Please bring embellishments to incorporate into your board, such as shells, flowers, metal leaves and other findings. This project requires drying time, so pick up will be 3 days after class.

Dates: 1/2-Day Mini-Session, Tuesdays
 1:00—3:30 PM

#W110A: February 27
 #W109A: March 12
 #W109B: April 2
 #W109C: May 7

Fee: \$85 Members \$106.25 Nonmembers



#W110 Charcuterie Board: Fridays
Instructor: Haley Ponder

Make your own unique happy hour centerpiece that will last a lifetime with beautiful embellishments hand selected by you and sealed with resin. Charcuterie board and resin will be provided. Please bring embellishments to incorporate into your board, such as shells, flowers, metal leaves and other findings. This project requires drying time, so pick up will be 3 days after class.

Dates: 1/2-Day Mini-Session, Fridays
 1:00—3:30 PM

#W110A: ~~February 27~~
 #W110B: March 29
 #W110C: April 19
 #W110D: May 24

Fee: \$85 Members \$106.25 Nonmembers



#W111 Resin Journal & Paper Making
Instructor: Haley Ponder

Make a journal completely from scratch creating the cover out of resin, ink, flowers and other found objects. We will also press our own paper from scratch and assemble it.

Dates: 2-Day Mini-Session, Fridays
 9:30 AM—12:00 PM

#W111A: January 5 & 12

Fee: \$70 Members \$85.50 Nonmembers

CANCELLED



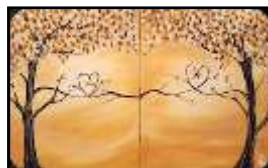
#W112 Resin Coaster Making
Instructor: Haley Ponder

We will be creating a set of four coasters in a variety of shapes using resin, dried flowers, glitter and sand. Bring found objects of your choice to incorporate in the coasters.

Dates: 2-Day Mini-Session, Days Vary
 1:00—3:30 PM

#W112A: January 2 & 9 (Tuesdays)
 #W112B: March 1 & 8 (Fridays)
 #W112C: April 23 & 30 (Tuesdays)
 #W112D: May 3 & 10 (Fridays)

Fee: \$75 Members \$93.75 Nonmembers



#W113 Parent/Child Paint Night
Instructor: Haley Ponder

Kids, bring your parents to a night of painting! Bring your favorite drinks and snacks! No experience necessary. Ages 6 and up. All supplies provided. Price includes one child and one adult.

Dates: 1/2-Day Mini-Session, Thursdays
 5:30—8:00 PM

#W113A: January 11
 #W113B: February 22
 #W113C: March 14
 #W113D: April 18

Fee: \$50 Members \$75 Nonmembers



#W114 Kid's Night Out
Instructor: Haley Ponder

Kids, leave your parents at home and join us for to a night of painting! Bring your favorite drinks and snacks! No experience necessary. Ages 6 and up. A different painting will be made each class date. All supplies provided.

Dates: 1/2-Day Mini-Session, Thursdays
 5:30—8:00 PM

#W114A: January 4
 #W114B: February 1
 #W114C: March 28
 #W114D: April 11
 Fee: \$30 Members \$37.50 Nonmembers



#W115 Sea Creature Splash Trash Recycled Art
Instructor: Nora Robertson

Create a beautiful oceanic creature out of splash trash and recycled plastic materials. Learn about how to create and build your sea creature in this class. Beach treasures will be provided for a unique one of a kind art piece. Choose from a variety of ocean creatures and create your art out of beach treasures in this mix media project.

Dates: 1/2-Day Mini-Session, Thursdays
 6:00—8:30 PM

#W115A: February 22
 #W115B: February 29
 #W115C: March 7
 Fee: \$33 Members \$41.25 Nonmembers



#W116 Batik DeCollage par Trois
Instructor: PJ Schadler

Contemporary use of batik techniques with multiple media, all in layers of three. Starting with specialty papers, continuing with various wax resists, colored and printed tissues and layering with bleach and inks to create unusual effects. Includes discussion of examples, demonstration of multiple techniques. All materials and equipment provided by the instructor for a fee of \$25, due at first class.

Dates: 1-Day Mini-Session, Thursday
 9:30 AM—1:30 PM

#W116A: February 1
 Fee: \$40 Members \$50 Nonmembers



#W117 Batik Texture en Blanc e Noir
Instructor: PJ Schadler

Two contemporary batik techniques: one on black, one on white. Use tissue and additional textures, with mark-making tools, various wax resists, layering with bleach and inks to create unusual textured outcomes. Includes discussion of examples, demonstration of techniques and the opportunity to create two art pieces. All materials and equipment provided by the instructor for a fee of \$25, due at the first class.

Dates: 1-Day Mini-Session, Thursday
 9:30 AM—1:30 PM

#W117A: April 4
 Fee: \$40 Members \$50 Nonmembers



#W118 Beginning Dot Painting
Instructor: Nancy Shelby

In this beginner's class, the student will learn the awesome technique of "dotting," creating individual pieces of art. Learn about the different tools and how to achieve various effects. We will be using acrylic paints on stretched canvas. You will have the choice to paint a beautiful nature design or Mandala. The word Mandala refers to a circle within a square. All materials provided by the instructor for a fee of \$25 due at the beginning of the class.

Dates: 1-Day Mini-Session, Days Vary
 9:30 AM—3:30 PM

#W118A: January 10 (Wednesday)
 #W118B: February 1 (Thursday)
 #W118C: March 8 (Friday)
 Fee: \$55 Members \$68.75 Nonmembers



#W119 Individual Instruction—All Media
Instructor: Frances Smith

Experience one-on-one assistance for drawing, mixed media and painting, including critiques and demonstrations. All levels.

By appointment: call 941-485-7136
 #W119: Dates and times vary

Fee: \$25 per hour—Members
 \$30 per hour—Nonmembers



#W120 Paint a Wine Glass
Instructor: Frances Smith

A great way to feature a special subject on a wine glass. It can be any subject: animals, sea life and shells, flowers or your own creation. Use enamel acrylics to paint on the wineglass in class and fire your creation in your own oven afterwards.

Dates: 1-Day Mini-Session, Fridays
9:30 AM—3:30PM

#W120A: January 19
#W120B: April 12

Fee: \$55 Members \$68.75 Nonmembers




#W121 Silk Scarf Painting
Instructor: Linda Tilson

Experience the fun of painting on silk while creating two beautiful, original silk scarves. No painting experience necessary - just a desire to play with color and design while learning silk painting techniques. Linda brings lots of samples for inspiration and all supplies are included.

Dates: 1/2-Day Mini-Session, Days Vary
1:00-3:30 PM

#W121A: January 9 (Tuesday)
#W121B: February 21 (Wednesday)
#W121C: March 26 (Tuesday)

Fee: \$55 Members \$68.75 Nonmembers



#W122 Shibori Table Napkins
Instructor: Linda Tilson

Shibori is an ancient Asian method for creating designs on fabric by folding, pleating, stitching, tying then dyeing. Create four artful table napkins using these fun techniques. All supplies are included. Great for gifts!

Dates: 1/2-Day Mini-Session, Days Vary
1:00-3:30 PM

#W122A: March 25 (Monday)
#W122B: April 9 (Tuesday)

Fee: \$55 Members \$68.75 Nonmembers



Join our fun and
dedicated
volunteer team!

Call us at
941-485-7136





#W123 Painterly Nature Prints
Instructor: Linda Tilson

Learn to create Gel Plate artistic mono prints on paper and fabric using real leaves/ plants and other tools. Many sample prints will be available for inspiration and a variety of papers and fabrics are provided as well as acrylic paints, tools and leaves. 8"x10" gel plates are available to use or bring your own. All supplies are included.

Dates: 1/2-Day Mini-Session, Days Vary
 1:00—3:30 PM

#W123A: March 29 (Friday)
 #W123B: April 17 (Wednesday)

Fee: \$50 Members \$62.50 Nonmembers

#W124 Folding Handmade Book/Journal
Instructor: Rosa Valladares



Artist books are created from a different perspective. It's also a great way to make something ordinary into a unique and personal keepsake. These books contain more exposed and flexible bindings and the pages fan out in a unique way. Concertina with tabs, twist folding, and double folding are the main techniques we will learn. These techniques, and some others, will allow the students to have some knowledge of special papers, glues, folding techniques, and a decorative cover.

Dates: 4 Weeks, Days Vary
 9:30 AM—12:00 PM

#W124A: February 3, 10, 24 & March 2
 (No class 2/17) (Saturdays)
 #W124B: April 4, 11, 18 & 25 (Thursdays)

Fee: \$75 Members \$93.75 Nonmembers

#W125 Prints with Leaves, Glue and Ink
Instructor: Rosa Valladares



We are going to create prints using natural materials: leaves, plants, paper and fabrics. There is no drawing or painting experience necessary. Shapes will be arranged to create a master plate. This will allow to make multiple prints using different printmaking colors inks; while using the printing press. Multiple prints can be made and enhanced afterwards by using watercolors or color pencils. These prints can also be made at home using rollers.

Dates: 4 Weeks, Saturdays
 9:30 AM—12:00 PM

#W125A: January 6, 13, 20 & 27
 #W125B: April 6, 13, 20 & 27

Fee: \$75 Members \$93.75 Nonmembers

Printmaking

#901 Open Studio Printmaking



Create magical images thinking backwards or opposites of the norm. Use our etching press that easily accommodates 22" x 30" paper. Bring your own inks, papers, rollers, clean up materials, etc. No instruction but a monitor will be available for camaraderie and assistance if necessary.

Dates: Fridays, 9:30 AM—3:30 PM

January 5
 January 19
 February 23
 March 1
 March 15
 April 5
 April 19
 May 3
 May 17

Fee: \$10 Members \$15 Nonmembers

Sign up for our emails at
www.VeniceArtCenter.com



#W201 Lighting Essentials
Instructor: Robert Nishihira

"Light makes photography. Embrace light. Admire it. Love it. But above all, know light." George Eastman. In this class you will come to know light as you light your pathway to success in photography.

Dates: 6 Weeks, Fridays
9:30 AM—12:00 PM
#W201A: January 5—February 9

Fee: \$112 Members \$140 Nonmembers



#W202 Manual or Automatic
Instructor: Robert Nishihira

Does the Exposure Triangle have you running in circles? Designed for picture-takers of all levels, this class will take the mystery out of camera exposure settings. Students will create photographs that will be evaluated by the instructor in class critique sessions.

Dates: 6 Weeks, Fridays
1:00-3:30 PM
#W202A: January 5—February 9

Fee: \$112 Members \$140 Nonmembers



#W203 Outside the Comfort Zone
Instructor: Robert Nishihira

"Creativity is inventing, experimenting, growing, taking risks, breaking rules, making mistakes, and having fun." Mary Lou Cook, artist. Let your creativity and imagination flow and have fun too in this 4-week course with professional photographer Robert Nishihira.

Dates: 4 Weeks, Mondays
9:30 AM—12:00 PM
#W203A: January 8, 15, 22 & 29

Fee: \$75 Members \$93.75 Nonmembers



#W204 Digital Photography—Fundamentals
Instructor: Michael Radomski

Review the basics of camera settings, functions and options. Explore the concepts of composition, lighting and exposure. Includes an outdoor session and weekly assignments with shared commentary. Great for travel, scenic or general photography. Read your camera manual and familiarize yourself with settings of your camera.

Date: 4 Weeks, Tuesdays
9:30 AM—12:00 PM
#W204A: February 6, 13, 20 & 27

Fee: \$75 Members \$93.75 Nonmembers



#W205 Digital Photography—Landscape
Instructor: Michael Radomski

A guide to taking more refined images of the outdoors. Principles of light and aesthetic appeal will be brought to the forefront. Capture what you see with more control. Class includes assignments and shared commentary. This course is great for travelers as well as fine art photographers. Techniques for Color and Black & White will be shared. A selection of post processing software and techniques will be demonstrated.

Date: 4 Weeks, Tuesdays
1:00—3:30 PM
#W205A: February 6, 13, 20 & 27

Fee: \$75 Members \$93.75 Nonmembers



**Thank you to our outstanding
instructors for sharing
their talents and skills
with all of us!**



#W206 Advanced Digital Photography
Instructor: Michael Radomski

Explore advanced controls for shooting and post processing options of Color and B&W digital photography. Tips & tricks will also be shown. Lightroom and HDR (High Dynamic Range) will be demonstrated. Preparing print files and formats will be discussed. Classes include assignments and shared commentary. Take your photographs to a new creative level. Students should have working knowledge of your camera and some computer skills.

Date: 4 Weeks, Tuesdays
 9:30 AM–12:00 PM

#W206A: March 5, 12, 19 & 26

Fee: \$75 Members \$93.75 Nonmembers



#W207 Digital Photography—Still Life
Instructor: Michael Radomski

A great clinic for photographers and painters (generating reference) as well. It is a fundamental exercise with dramatic results to understanding light and shadow. Class includes live studio sessions, assignments and shared commentary. Experiment with lighting, arrangement and composition. Tips on “constructing a tabletop set” will be shown. Test your creative limits. This practical guide will also simplify lighting challenges.

Date: 4 Weeks, Tuesdays
 1:00–3:30 PM

#W207A: March 5, 12, 19 & 26

Fee: \$75 Members \$93.75 Nonmembers



#W208 Mastering iPhone Photography:
Beginner Level, Tutorial/Outdoor Shoot
Instructor: Judith Rosall

This iPhone photography mini-session will focus on exploring your latest, iPhone camera features and settings, while learning the basics of artistic, photo composition techniques. A guided, outdoor 2-hour photo shoot at the Venice Beach/fishing pier will follow the tutorial, with individual feedback and post-processing, editing apps tips/techniques.

Dates: 1/2-Day Mini-Session, Tuesdays
 9:30 AM—1:30 PM

#W208A: January 9

#W208B: February 6

#W208C: March 5

#W208D: April 16

Fee: \$46 Members \$56 Nonmembers



#W209 Mastering iPhone Landscape Artistry:
Beginner Level, Tutorial/Outdoor Shoot
Instructor: Judith Rosall

This new, iPhone Landscape Photography mini-session tutorial and outdoor photo shoot, will focus on how to best use a variety of your iPhone camera tools/features, lighting and creative composition/framing techniques, that will enhance your landscape photography capabilities. A guided, outdoor 2-hour photo shoot at the Venice Beach/fishing pier will follow the tutorial, with individual feedback and post-processing, editing apps tips/techniques.

Dates: 1/2-Day Mini-Session, Days Vary
 9:30 AM—1:30 PM

#W209A: January 23 (Tuesday)

#W209B: February 13 (Tuesday)

#W209C: March 12 (Tuesday)

#W209D: April 17 (Wednesday)

Fee: \$46 Members \$56 Nonmembers



#W210 Mastering iPhone Travel Photography:
Beginner Level, Tutorial/Outdoor Shoot
Instructor: Judith Rosall

This new, iPhone Travel Photography mini-session tutorial and outdoor photo shoot, will focus on how to best use iPhone camera techniques while traveling to scenic destinations. You will learn to work with the iPhone camera Portrait, Pano, Video, and Slo-Mo tools, along with instruction on composition, lighting, and night mode, for example. A guided, outdoor 2-hour photo shoot at the Venice Beach/fishing pier will follow the tutorial, with individual feedback and post-processing, editing apps tips/techniques.

Dates: 1/2-Day Mini-Session, Days Vary
 9:30 AM—1:30 PM

#W210A: January 30 (Tuesday)

#W210B: February 27 (Tuesday)

#W210C: March 21 (Thursday)

#W210D: April 18 (Thursday)

Fee: \$46 Members \$56 Nonmembers

#W301 Classic Cuff Bracelet—NEW
Instructor: Katrina Meyer



This timeless style has many variations so you can create your own look. We'll hammer 4 wires for texture and strength then explore the creativity of color and design options. No experience with wire is needed so come and have fun! All materials supplied.

Date: 1/2-Day Mini-Session, Wednesdays
 1:00–3:30 PM

#W301A: January 3
 #W301B: April 3

Fee: \$50 Members \$62.50 Nonmembers

#W302 Wrap Around Ring—NEW
Instructor: Katrina Meyer



Have fun adorning your fingers with multiple coils of colorful wire! Then hammer your designs for strength, texture and a comfortable fit. Make as many rings as time permits. All materials supplied.

Date: 1/2-Day Mini-Session, Wednesdays
 1:00–3:30 PM

#W302A: January 10
 #W302B: May 8

Fee: \$50 Members \$62.50 Nonmembers

#W303 Beaded Dangling Hoop Earrings
Instructor: Katrina Meyer



Personalize your hoop earrings by choosing from a selection of wire colors and beads. Make them as large, petite, short or long as you desire. No experience needed. One set of sterling silver or 14k. gold-filled ear wires included. All materials supplied.

Date: 1/2-Day Mini-Session, Wednesday
 1:00–3:30 PM

#W303A: January 24

Fee: \$50 Members \$62.50 Nonmembers

#W304 Fossil Coral Pendant
Instructor: Katrina Meyer



Tampa Bay agatized coral, a fossil, is the focus of the unique pendant you'll make in silver or gold wire. This versatile free form style is fun and creative. No experience with wire is needed to make this very popular piece. All materials supplied.

Date: 1/2-Day Mini-Session, Friday
 1:00–3:30 PM

#W304A: February 2

Fee: \$55 Members \$68.75 Nonmembers

#W305 Sweep Earrings
Instructor: Katrina Meyer



These earrings are fun to make as you learn how to control wire to make lovely, flattering curves. A little hammering will texture the wire. One pair of sterling silver or 14k. gold-filled ear wires will be provided. Multiple pairs of earrings in various colors can be made, time permitting. All materials supplied.

Date: 1/2-Day Mini-Session, Thursday
 1:00–3:30 PM

#W305A: February 22

Fee: \$50 Members \$62.50 Nonmembers

#W306 Easy Elegance Pendant
Instructor: Katrina Meyer



Make an attractive necklace focal piece that's interesting and a bit challenging. Choose from a selection of natural stones, beach glass, etc. and wrap it in gold or silver wire. No experience required. All materials supplied.

Date: 1/2-Day Mini-Session, Days Vary
 1:00–3:30 PM

#W306A: March 1 (Friday)
 #W306B: April 9 (Tuesday)

Fee: \$55 Members \$68.75 Nonmembers

Jewelry

#W307 Twist and Smooth Bracelet
Instructor: Katrina Meyer



This is an intermediate level project and experience with wire is recommended. We will combine the precious metals of sterling silver and gold-filled wire to create a stunning bracelet you'll enjoy wearing and showing off. You'll learn how to twist wire, make binding wraps and more. All materials supplied.

Date: 1/2-Day Mini-Session, Tuesday
 12:30–3:30 PM

#W307A: March 5

Fee: \$85 Members \$106.25 Nonmembers

#W308 Free Flowing Pendant
Instructor: Katrina Meyer



Learn to make this popular and highly versatile design in gold or silver wire and your choice of a natural stone, beach glass, dichroic fused glass or seashell. No experience required. All materials supplied.

Date: 1/2-Day Mini-Session, Days Vary
 1:00–3:30 PM

#W308A: March 8 (Friday)

#W308B: May 6 (Monday)

Fee: \$50 Members \$62.50 Nonmembers

#W309 Bead Ring
Instructor: Katrina Meyer



Choose a focal bead and make a ring in silver or gold wire to adorn any finger. Learn how to size a ring, wrap a shank for extra strength (and what a "shank" is!) and how to lightly hammer your ring for the most comfortable fit. No experience with wire required. All materials supplied.

Date: 1/2-Day Mini-Session, Friday
 1:00–3:30 PM

#W309A: April 12

Fee: \$50 Members \$62.50 Nonmembers

#W310 Beaded Loops & Waves Cuff—NEW
Instructor: Katrina Meyer



Ride waves of creativity as you loop and curve wire to fit comfortably on your wrist. Choose your beads from a variety of colors, sizes, shapes and materials to go with your choice of color of wire. We'll lightly hammer the bracelet to give it additional strength and shape. No prior wire experience is needed. All materials supplied.

Date: 1/2-Day Mini-Session, Tuesday
 1:00–3:30 PM

#W310A: May 14

Fee: \$50 Members \$62.50 Nonmembers

#W311 Resin Jewelry Making
Instructor: Haley Ponder



Come make your very own captivating jewelry in this two day class using resin and an assortment of embellishments that will surely make you leave the classroom looking flashy. You will make an assortment of necklace charms and earrings.

Dates: 2-Day Mini-Session, Tuesdays
 1:00-3:30 PM

#W311A: April 9 & 16

#W311B: May 14 & 21

Fee: \$85 Members \$106 Nonmembers

The Champ Jaxon Band
 January 17, 7pm
 Tickets: \$25 VAC Members \$35 Nonmembers
 Purchase tickets at the Venice Art Center

Venice Art Center
 January 17, 7pm
 Tickets: \$25 VAC Members \$35 Nonmembers
 Purchase tickets at the Venice Art Center

Art Of Blues
 An Evening with The Bill Buchanan and Stone Army Blues Band
 February 6, 7-9pm
 (Doors open at 6:30)
 Venice Art Center
 390 Makoris Ave S., Venice
 Tickets are available for purchase at the Venice Art Center

Bus Stop Band
 February 29, 2024
 Doors open at 6:30pm
 Tickets: \$25 VAC Members \$35 Non-members
 Motown, Funk and Dance Sensations
 Purchase tickets at the Venice Art Center

To purchase concert tickets: call 941-485-7136



#W312 Landscape Jasper & Natural Stone Pendant Necklace

Instructor: Christine Sadel

We will learn how to properly design a necklace to enhance a Landscape Jasper pendant using other natural stones and beads and how to create your own jewelry clasp hammering wire. All tools and supplies are included. Ages 12 and up.

Dates: 1/2-Day Mini-Session, Thursday
9:30 AM—12:00 PM

#W312A: February 8

Fee: \$45 Members \$56.25 Nonmembers



#W313 Triple Wire, Glass Beaded Cuff Bracelet & Earrings

Instructor: Christine Sadel

We will learn how to assemble a triple strand cuff bracelet and how to design different handmade glass beads in proper order to create a beautiful, timeless statement piece. We will also design a complimentary pair of earrings. Cost includes all tool and supplies. Ages 14 and up.

Dates: 1/2-Day Mini-Session, Thursday
9:30 AM—12:00 PM

#W313A: February 22

Fee: \$45 Members \$56.25 Nonmembers



#W314 Earring Wardrobe of 4 Pairs of Earring Styles

Instructor: Christine Sadel

We will be learning several techniques of Jewelry Design and assemblage as we use various tools, findings and beads to create 4 kinds of earring styles. You will have a variety of options of colors to choose from. All tools and supplies included ages 14 and up.

Dates: 1/2-Day Mini-Session, Thursday
9:30 AM—12:00 PM

#W314A: February 29

Fee: \$45 Members \$56.25 Nonmembers



#W315 Glass Cane Bead Necklace & Earring Set

Instructor: Christine Sadel

Learn how to wire wrap and design a colorful and sculptural piece of jewelry with coordinating earrings. We will begin with selecting beads and then learn how to measure and properly wire wrap and connect links along with creating your own hooks. You will have a wide variety of beads to choose from and all tools and supplies are included. Ages 14 and up.

Dates: 1/2-Day Mini-Session, Thursday
9:30 AM—12:00 PM

#W315A: March 7

Fee: \$45 Members \$56.25 Nonmembers



#W316 Mother of Pearl Necklace and Earrings with Natural Stones and Freshwater Pearls

Instructor: Christine Sadel

Design a beautiful statement piece with Mother of Pearl rings and natural stone donut beads along with other natural stones and freshwater pearls. We will learn proper jewelry design and also how to create your own jewelry hook. This jewelry set has a timeless look and is a lovely balance of neutral colors. All tools and supplies are included. Ages 12 and up.

Dates: 1/2-Day Mini-Session, Thursday
9:30 AM—12:00 PM

#W316A: March 14

Fee: \$45 Members \$56.25 Nonmembers



#W317 Copper and Natural Stone Pendant & Earring Set

Instructor: Christine Sadel

Learn to design a beautiful copper and stone necklace and earring ensemble that will sure to impress. We will be hammering copper and shaping wire to create this statement piece as we design these natural elements. We will be creating our clasps and earring hooks using various tools. All tools and supplies are included. Ages 14 and up.

Dates: 1/2-Day Mini-Session, Thursday
9:30 AM—12:00 PM

#W317A: March 21

Fee: \$45 Members \$56.25 Nonmembers

Each series includes clay, glazes and firing, unless otherwise noted.



#W401 Pottery on and off the Wheel Mondays
Instructor: Julie Baxter

Get lost in time while you learn the basics of pottery making pinching, coiling slabs and "throwing" on the wheel. This class is for all levels. There will be demonstrations of each process. We will fire all work This class is five weeks long. Class is limited to six students.

Dates: 5 Weeks, Mondays
 1:00—4:00 PM

#W401A: January 8—February 5
 #W401B: February 26—March 25

Fee: \$195 Members \$243.75 Nonmembers



#W402 Pottery on and off the Wheel Wednesdays
Instructor: Julie Baxter

Get lost in time while you learn the basics of pottery making pinching, coiling slabs and "throwing" on the wheel. This class is for all levels. There will be demonstrations of each process. We will fire all work This class is five weeks long. Class is limited to six students.

Dates: 5 Weeks, Wednesdays
 6:00-9:00 PM

#W402A: January 10—February 7
 #W402B: February 28—March 27

Fee: \$195 Members \$243.75 Nonmembers

#W403 Raku Mini-Session
Instructor: Julie Baxter & Jeanne Palmer

Three Day RAKU Mini-session with Julie Baxter and Jeanne Palmer create unusual pieces and experience this exciting firing technique - the ultimate instant gratification! Witness glowing red pots emerge from the kiln and smolder in sawdust and smoke to yield RAKU's fabulous special effects. It is a "Pyromaniacs Dream"! Raku clay and glazes provided.

Dates: 3 Weeks, Days & Times Vary

Fee: \$135 Members \$168.75 Nonmembers

#W403A: Tuesdays, January 16 & 23, 6:00—9:00 PM, Create, finish and glaze your pieces.
 Sunday, January 28, 11:00 AM—3:00 PM, Fire your pieces.

#W403B: Tuesdays, March 12 & 19, 6:00—9:00 PM, Create, finish and glaze your pieces.
 Sunday, March 24, 11:00 AM—3:00 PM, Fire your pieces.



#W404 Wheel Throwing with "Kecker"
Monday Morning
Instructor: Alan Keck

Student-directed learning on the wheel. Open to all levels for wheel throwing and self-directed hand builders with experience. If it can be made on the potter's wheel, I can teach it.

Dates: 6 Weeks, Mondays
 9:30 AM—12:00 PM

#W404A: January 8—February 12
 #W404B: February 26—April 8
 No class (4/1)

Fee: \$195 Members \$243.75 Nonmembers

Dates: 5 Weeks, Mondays
 9:30 AM—12:00 PM
 #W404C: April 15—May 13



#W405 Wheel Throwing with "Kecker"
Monday Afternoon
Instructor: Alan Keck

Student-directed learning on the wheel. Open to all levels for wheel throwing and self-directed hand builders with experience. If it can be made on the potter's wheel, I can teach it.

Dates: 5 Weeks, Mondays
 1:00—3:30 PM

#W405A: April 15—May 13

Fee: \$170 Members \$212.50 Nonmembers



#W406 Wheel Throwing with "Kecker"
Thursday Morning
Instructor: Alan Keck

Student-directed learning on the wheel. Open to all levels for wheel throwing and self-directed hand builders with experience. If it can be made on the potter's wheel, I can teach it.

Dates: 6 Weeks, Thursdays
 9:30 AM—12:00 PM

#W406A: January 4—February 8
 #W406B: February 22—March 28
 #W406C: April 4—May 9

Fee: \$195 Members \$243.75 Nonmembers

Each series includes clay, glazes and firing, unless otherwise noted.



#W407 Tuesday Morning Madness
Instructor: Pat Kelly

The class is small enough for individual instruction, either hand-building or on the wheel. Glazing techniques are covered by the third week. Creative ideas are welcome so come and create your masterpiece. Beginners and advanced students.

Dates: 5 Weeks, Tuesdays
 9:30 AM—12:30 PM
 #W407A: January 9—February 6
 #W407B: February 20—March 19
 #W407C: March 26—April 23
 #W407D: April 30—May 28

Fee: \$195 Members \$243.75 Nonmembers



#W408 Terrific Tuesdays
Instructor: Pat Kelly

Beginner or advanced students are welcome. The class will explore techniques for working with clay either on the wheel or hand building. Instruction in glaze application will be covered on the third class.

Dates: 5 Weeks, Tuesdays
 1:00-4:00 PM
 #W408A: January 9—February 6
 #W408B: February 20—March 19
 #W408C: March 26—April 23
 #W408D: April 30—May 28

Fee: \$195 Members \$243.75 Nonmembers



#W409 Wednesday Wonders
Instructor: Pat Kelly

This morning class will cover hand-building and wheel throwing, your choice. Come create in clay whether you are advanced or new to the media. We will start glazing by the third week with instructions in glaze techniques. Beginner and advanced students welcome.

Dates: 5 weeks, Wednesdays,
 9:30 AM-12:30 PM
 #W409A: January 10—February 7
 #W409B: February 21—March 20
 #W409C: March 27—April 24
 #W409D: May 1, 8, 15, 22 & 29

Fee: \$195 Members \$243.75 Nonmembers



#W410 Wonderful Wednesdays
Instructor: Pat Kelly

Beginner and advanced students. Hand building and wheel lessons. Explore techniques for working in clay and glazes. Now is the time to try something new.

Dates: 5 weeks, Wednesdays,
 1:00-4:00 PM
 #W410A: January 10—February 7
 #W410B: February 21—March 20
 #W410C: March 27—April 24
 #W410D: May 1, 8, 15, 22 & 29

Fee: \$195 Members \$243.75 Nonmembers

VENICE ART CENTER
 April 11, 7pm
 (Doors open at 6:30pm)
 Cash bar
 Tickets:
 \$25 VAC Members
 \$30 Non-members
 VIP tickets available
 Purchase tickets at
 the Venice Art Center
 390 Nokomis Ave. S.
 Venice, FL 34295
 or call
 941-485-7136

The Kitt Moran Quartet



Become a MEMBER of the Venice Art Center!

Membership lasts one full year from the date in which you join.

Individual \$65 Family \$100
 Couple \$75 Student \$20



To purchase concert tickets
 call 941-485-7136

Ceramics & Pottery

Each series includes clay, glazes and firing unless otherwise noted.



#W411 Fun in the Mud: All Levels
Instructor: Jeanne Palmer

All levels are welcome to learn the art of pottery making. Delve into a variety of techniques using the wheel and slab methods. Discover hidden talents as you develop skills making bowls, mugs, vases, etc. Experiment with glazes and create your own masterpieces. It's "Fun in the Mud!"

Dates: 5 Weeks, Thursdays, 1:00–4:00 PM

#W411A: January 4—February 1
 #W411B: February 22—March 21
 #W411C: March 28—April 25

Fee: \$195 Members \$243.75 Nonmembers



#W412 Evening Fun in the Mud: All Levels
Instructor: Jeanne Palmer

Learn the art of pottery making. Delve into a variety of techniques using the wheel and slab methods. Discover hidden talents as you develop skills making bowls, mugs, vases, etc. Experiment with glazes and create your own masterpieces. It's "Fun in the Mud!"

Dates: 5 Weeks, Thursdays, 6:00–9:00 PM

#W412A: January 4—February 1
 #W412B: February 22—March 21
 #W412C: March 28—April 25

Fee: \$195 Members \$243.75 Nonmembers



#902 & #903 Open Studio Pottery

The pottery studio will be open all day Friday and a half day Saturday for students currently enrolled in pottery classes. All clay must be purchased from the Venice Art Center. Space is limited.

#902: Fridays: January 5–May 31
 (No Open Studio 2/16 & 3/22)
 9:30 AM—3:30 PM

Fee: (Full Day) \$15 Members \$20 Nonmembers
 Fee: (Half Day) \$7.50 Members
 \$12.75 Nonmembers

#903: Saturdays: January 6–May 11
 (No open studio 2/17 & 3/30)
 9:30 AM—12:00 PM

Fee: (Half Day) \$7.50 Member \$12.75 Nonmember

Sculpture

Each series includes clay, glazes and firing unless otherwise noted.



#W413 Seize the Clay Sculpture Wednesdays
Instructor: Beth Burgan

This clay sculpture class welcomes all levels of skills, from beginners to experienced students. Bring ideas of what you always wanted to sculpt. The instructor will demonstrate and work with you individually to construct and finish a sculpture you'll be proud to take home.

Dates: 5 Weeks, Wednesdays
 1:00—3:30 PM

#W413A: January 3, 10, 17, 24 & 31
 #W413B: February 7—March 13
 (No class on 2/14)
 #W413C: April 10—May 8
 #W413D: May 15—June 12

Fee: \$170 Members \$212.50 Nonmembers



#W414 Sculpture in Clay Tuesdays
Instructor: Nancy Heart

Make that piece of sculpture! Discussions include structure, composition, proportion, movement, design, surface finish, transition between forms and modeling surfaces. Enjoy the "earthy" feeling of the medium and learn to manipulate it with confidence. Come with ideas, pictures, and sketches. All levels welcome in a relaxing atmosphere where creativity is encouraged.

Dates: 6 Weeks, Tuesdays
 9:30 AM—12:00 PM

#W414A: January 2—February 6
 #W414B: February 20—March 26
 #W414C: April 2—May 7

Fee: \$195 Members \$243.75 Nonmembers

Each series includes clay, glazes and firing unless otherwise noted.



#W415 Sculpture in Clay Thursdays
Instructor: Nancy Heart

Make that piece of sculpture! Discussions include structure, composition, proportion, movement, design, surface finish, transition between forms and modeling surfaces. Enjoy the "earthy" feeling of the medium and learn to manipulate it with confidence. Come with ideas, pictures, and sketches. All levels welcome in a relaxing atmosphere where creativity is encouraged.

Dates: 6 Weeks, Thursdays
 9:30 AM–12:00 PM

#W415A: January 4—February 8
 #W415B: February 22—March 28
 #W415C: April 4—May 9

Fee: \$195 Members \$243.75 Nonmembers



#W416 Stone Sculpture Mini-Session
Instructor: Victorine Hinger

You will learn the basics on how to file, shape and polish your stone to transform it into a tiny sculpture or necklace piece. We will be using Alabaster or Chloride stones. No experience required. All materials provided.

Dates: 1/2-Day Mini-Session, Thursdays
 1:00–3:30 PM

#W416A: January 25
 #W416B: February 22
 #W416C: March 21
 #W416D: April 25

Fee: \$35 Members \$43.75 Nonmembers



#W417 Plaster Sculpture
Instructor: Claire Jenkins

Explore the art of plaster casting, and get ready to get messy! Mix your own plaster and make casts of plants and parts of the human form. We will explore making molds of casts to create multiple copies of your cast. Bring your plant casts to life or add some spunk to your figure casts with acrylic paint.

Dates: 1/2-Day Mini-Session, Thursdays
 1:00–4:30 PM

#W417A: January 18
 #W417B: February 29
 #W417C: March 28
 #W417D: April 18

Fee: \$110 Members \$137.50 Nonmembers



#904 Open Studio Sculpture

You must be taking a sculpture class to participate in open studio sculpture.

#904A: Fridays: January 5—May 31
 (No Open Studio 2/16 & 3/22)
 9:30 AM-3:30 PM

Fee: (Full Day) \$15 Members \$20 Nonmembers
 Fee: (Half Day) \$7.50 Members \$12.75 Nonmembers

#904B: Saturdays: January 6-May 11
 (No Open Studio 2/17 & 3/30)
 9:30 AM—12:00 PM

Fee: (Half Day) \$7.50 Member \$12.75 Nonmember



Support
 our
 creative
 kids!





#W501 Figure Drawing
Instructor: Emilia Farrell

This drawing class will use the figure as a basis for practicing drawing elements such as line, form in space, spatial relationships, light and dark relationships, gesture, and composition. Beginners will be welcomed and continuing students will also be challenged. Bring 12x18" or 8"x24" drawing pad, vine charcoal, eraser, paper towel or rags, soft pencils and red charcoal. Please note that models will be nude. A \$15 cash fee is due the day of the class for the model fee. (Must have five students enrolled in order to conduct the class.)

Dates: 1/2-Day Mini Session, Thursday
 6:00—8:30 PM

#W501A: January 4
 #W501B: January 11
 #W501C: January 18
 #W501D: January 25
 #W501E: February 1
 #W501F: February 8
 #W501G: February 22
 #W501H: February 29
 #W501I: March 7
 #W501J: March 14
 #W501K: March 21
 #W501L: March 28

Fee: \$25 Members \$31.25 Nonmembers
 \$15 cash fee for model due to instructor at each class.



#W502 Exploring Collage: Overview and Experiments
Instructor: Beverly Gordon

Learn the myriad creative possibilities of collage and explore techniques and materials that create vibrant, exciting mixed media compositions. Experiment with diverse papers, mediums, textures, edges, surfaces, attachments and adhesives. Whatever your usual art form or experience, you will generate new ideas and expand your sense of possibility.

Dates: 3 Weeks, Thursdays
 9:30 AM — 12:00 PM

#W502A: January 4, 11 & 18

Fee: \$56 Members \$70 Nonmembers



#W503 Exploring Collage: The Unlimited World of Surface Effects
Instructor: Beverly Gordon

Experiment with a range of paper and collage surface, creating effects like translucency, faux rice paper, faux leather, CitraSolv paper, distressed surface, fumage and gramage, paper weaving. Work with stitching (into fabric, paper, photographs) paper carving. Stimulate your imagination. Builds on the class Exploring Collage: Overview and Experiments, but open to all—no prerequisites.

Dates: 3 Weeks, Mondays
 9:30 AM — 12:00 PM

#W503A: February 26-March 11

Fee: \$56 Members \$70 Nonmembers



#W504 Dimensional (Relief) Collage
Instructor: Beverly Gordon

Build up 3D collage compositions, incorporating multiple textures and small found objects. Learn to solve unique technical challenges and secure items with varying adhesives, gel mediums, molding pastes, stitching and wire, epoxy clay. Experiment with innovative collage mats and frames. Builds on classes Exploring Collage: Overview and Experiments and The unlimited World of Surface Effects, but open to all—no prerequisites.

Dates: 2 Weeks, Mondays
 9:30 AM — 12:00 PM

#W504A: March 18 & 25

Fee: \$37 Members \$46.25 Nonmembers



#W505 Starting from Scratch: Drawing 101
Instructor: Linda Larisch

This is a good place for the budding artist to start or refresh. The biggest challenge is learning how to "see" and how to render three dimensions onto a two-dimensional surface. Learn basic concepts such as value, shading, composition, proportion, and perspective. Simple tools are pencils, paper and eraser, but ask for a supply list.

Dates: 4 Weeks, Fridays
 9:30 AM—12:00 PM

#W505A: January 12-February 2
 #W505B: February 23-March 15

Fee: \$75 Members \$93.75 Nonmembers

#W506 Intermediate Drawing and Composition

Instructor: Gary Maria



For intermediate levels, the class will pursue expressive draftsmanship and designed composition using photographs for reference. Learn to use asymmetry in layout with logical proportion and scale while emphasizing dimensional form. We will experiment with various drawing ideas and techniques using several values of graphite pencil only. Subject matter will vary.

Dates: 5 Weeks, Mondays
9:30 AM—12:00 PM

#W506A: January 8—February 5
#W506B: March 18—April 22
(No class 4/1)

Fee: \$94 Members \$117.50 Nonmembers

#W507 Introduction to Basic Drawing

Instructor: Gary Maria



For beginning levels, the class provides drawing instruction based upon sequential textbook lessons using photographs for reference. Learn to use the elements of draftsmanship including axis lines, contours, form modeling with tonal values, and more. We will experiment with various drawing ideas and techniques using graphite pencil only. All levels welcome.

Dates: 4 Weeks, Mondays
9:30 AM—12:00 PM

#W507A: February 12—March 11
(No class 2/19)
#W507B: April 29—May 20

Fee: \$75 Members \$93.75 Nonmembers

#W508 Portrait Drawing: Black Media

Instructor: Gary Maria



The class will pursue drawing approaches for portraiture, and will include drawing instruction and lecture with an emphasis on academic handling and technique. Media include graphite and charcoal. Drawing from instructor supplied photographs to achieve form, likeness, and proportion will challenge students. Drawing skills required.

Dates: 4 Weeks, Mondays
1:00—3:30 PM

#W508A: February 12—March 11
(No class 2/19)
#W508B: April 29—May 20

Fee: \$75 Members \$93.75 Nonmembers

#W509 Landscape Elements: Pencil Sketches

Instructor: Gary Maria



Learn to draw traditional landscape works that include buildings, mountains, and trees from photographs. Warm-up sketches will precede a different project weekly. Study blocking-in, composition, gray scale tones, light and shadow, perspective effects, and sketching techniques using graphite pencil. Subject matter will vary. All levels welcome

Dates: 5 Weeks, Tuesdays
9:30 AM—12:00 PM

#W509A: January 9—February 6
#W509B: April 30—May 28

Fee: \$94 Members \$117.50 Nonmembers

#W510 Landscape Elements: Color Sketches

Instructor: Gary Maria



Learn to paint landscape works from photographs that include buildings, mountains, and trees as a preliminary study or sketch. Block-in the composition, use gray scale tones, perspective effects, and sketching techniques in any painting medium. Subject matter will vary. All levels welcome.

Dates: 5 Weeks, Tuesdays
1:00—3:30 PM

#W510A: January 9—February 6
#W510B: April 30—May 28

Fee: \$94 Members \$117.50 Nonmembers

#W511 Pastel Landscapes, Oil & Chalk

Instructor: Laura McElhinney



Join us in our captivating pastels class, where the world of vibrant colors awaits your creative touch. Whether you're a budding artist or already honing your skills, this is the perfect opportunity to delve into the mesmerizing realm of pastels. This immersive experience is tailored for both beginners eager to unlock their artistic potential, and intermediate artists seeking to expand their repertoire.

Dates: 4 Weeks, Wednesdays
9:30 AM—12:00 PM

#W511A: January 3, 10, 17 & 31
(No class 1/24)
#W511B: February 28—March 20
#W511C: March 27—April 17
#W511D: April 24—May 15

Fee: \$81 Members \$101.25 Nonmembers

#W512 Colored Pencil Close-Ups**Instructor: Laura McElhinney**

Join us as we dive into a realm teeming with the delicate beauty of butterflies, ladybugs, caterpillars, birds and an array of other small creatures. Whether you prefer to work from your imagination or bring your own reference image, our class offers a nurturing space for both beginners and intermediate artists alike. Bring a pastel mat or Bristol Vellum or colored pencil paper, and a minimum of a 36 pack of colored pencils.

Dates: 4 Weeks, Wednesdays
1:00—3:30 PM

#W512A: January 10, 17, 31 & February 7
(No class 1/24)

#W512B: February 28—March 20

#W512C: March 27—April 17

#W512D: April 24—May 15

Fee: \$81 Members \$101.25 Nonmembers

#W513 The Wonderful World of Charcoal**Instructor: Laura McElhinney**

Whether you aspire to create realistic renderings, expressive portraits, or atmospheric landscapes, this charcoal drawing class will provide you with the skills and confidence to bring your artistic vision to life. Unleash your creativity, discover the expressive power of charcoal and embark on a fulfilling artistic journey. Join us and let the world of charcoal drawing unfold before you!

Dates: 4 Weeks, Thursdays
1:00—3:30 PM

#W513A: January 11—February 1

#W513B: February 29—March 21

#W513C: March 28—April 18

#W513D: April 25—May 16

Fee: \$81 Members \$101.25 Nonmembers

#W514 Oil Pastel Mini-Session**Instructor: Laura McElhinney**

Whether you bring your own reference images or draw inspiration from your imagination, this class is open to beginners and intermediate artists seeking to refine their skills. Join us for a fun introduction to pastels and a day spent getting to know this incredibly versatile medium to create some impressionistic and realistic works of art

Dates: 1-Day Mini-Session, Friday
9:30 AM—3:00 PM

#W514A: January 26

Fee: \$52 Members \$65 Nonmembers

#W515 Colored Pencil Mini-Session**Instructor: Laura McElhinney**

Join an adventurous class into the world of colored pencils. Learn how to use solvents, burnish, blend and create masterpieces with this incredible medium. Whether you prefer to work from your imagination or bring your own reference image, the instructor is happy to help you achieve your goals. This class offers a nurturing space for both beginners and intermediate artists alike.

Dates: 1-Day Mini-Session, Fridays
9:30 AM—3:00 PM

#W515A: March 29

#W515B: May 17

Fee: \$52 Members \$65 Nonmembers

#W516 Charcoal Drawing Mini-Session**Instructor: Laura McElhinney**

Create realistic renderings, expressive portraits, or atmospheric landscapes, in this charcoal drawing class. Unleash your creativity, discover the expressive power of charcoal, and embark on a fulfilling and expressive journey. Join us and let the world of charcoal drawing unfold before you.

Dates: 1-Day Mini-Session, Friday,
9:30 AM—3:00 PM

#W516A: April 26

Fee: \$52 Members \$65 Nonmembers



Follow us on
Instagram



#W517 Faces and Figures
Instructor: Roxcy Platte

Using live models we will explore both portraits and figures. Learn how to draw them, simplify them and give them motion and movement. Price includes model fee for all classes.

Dates: 6 Weeks, Wednesdays
 1:00—3:30 PM

#W517A: February 21—April 3
 (No class 3/6)

Fee: \$157 Members \$196 Nonmembers



#W518 Urban Sketching and Painting
Instructor: Roxcy Platte

Head out into the real world, capture street scenes, landscapes, people, buildings with confidence. Use any medium from charcoal, paint, pencil, or pen. This class is for all levels. Outside weather permitting. The first session meets in the VAC lobby.

Date: 6 Weeks, Mondays
 10:30 AM—1:00 PM

#W518A: January 8—February 12

Fee: \$112 Members \$140 Nonmembers



#W519 Basic Drawing
Instructor: Frances Smith

Great class for beginners or a “brush up” back to basics class. Starting with line drawing and leading up to a full light and shade lesson. Placement of paper and relating to objects is important. Note this: Anyone can paint but not everyone can draw! I will show you how to draw!

Dates: 5 Weeks, Wednesdays
 9:30 AM—12:00 PM

#W519A: January 10—February 7
 #W519B: April 10—May 8

Fee: \$94 Member \$117.50 Nonmembers



#W520 Pastels
Instructor: Frances Smith

A vibrant medium! We will create colorful art of various subjects using hard and soft pastels—even pastel pencils. Working on toned pastel or charcoal paper. Great subjects: animals, people, landscape, flowers, etc. Lots of demos.

Dates: 5 Weeks, Thursdays
 9:30 AM—12:00 PM

#W520A: February 22—March 28
 (No class 3/21)

Fee: \$94 Members \$117.50 Nonmembers



#W521 Black & White (Plus One Color)
Instructor: Frances Smith

Working on black and white paper with ink, pastel and conte sticks for drawing effects, use scratchboard to create great detail. These are all wonderful mediums not often offered but exciting!

Dates: 5 Weeks, Thursdays
 1:00—3:30 PM

#W521A: February 22—March 28
 (No class 3/21)

Fee: \$94 Members \$117.50 Nonmembers



#W522 Cartooning
Instructor: Frances Smith

Create your own cartoon character! Anything can become animated and this class will show you how. There will be a great focus on action and expression. Handouts will be provided, but bring inspiration photos if you want.

Dates: 4 Weeks, Wednesdays
 1:00—3:30 PM

#W522A: February 28—March 27
 (No class 3/13)

Fee: \$75 Members \$93.75 Nonmembers



**#W523 Pastel Fundamentals****Instructor: Susan Wilcox**

All subjects and skill levels welcomed. Demonstrations will be done each week as well as individualized instruction and critiques. Photo references will be used.

Dates: 4 Weeks, Wednesdays
1:00—3:30 PM

#W523A: January 3, 10, 17 & 24
#W523B: January 31—February 28
(No class 2/14)

#W523C: March 6, 13, 20 & 27

#W523D: April 3, 10, 17 & 24

Fee: \$75 Members \$93.75 Nonmembers

Painting with Oil, Acrylic & More

**#W601 Finalizing Abstraction****Instructor: Francesco Agresti**

Moving towards abstraction from figurative to non-objective paint, mark, emotion and process as subject matter and content.

Dates: 2-Day Mini-Session
Tuesday & Wednesday
9:30 AM—12:00 PM

#W601A: January 30 & 31

#W601B: February 20 & 21

#W601C: March 12 & 13

Fee: \$52 Members \$62 Nonmembers

**#W602 Oil Painting Beginner to Advanced****Instructor: Lynn Aylsworth**

You will work on still lifes, landscapes, portraits, and seascapes. You will be encouraged to retain your own "handwriting," sense of design, and composition. You select the subject matter and work from photographs. Step-by-step instructions are available for beginners. Bring any photos or images that interest you to use in the class.

Dates: 6 Weeks, Mondays
9:30 AM—12:00 PM

#W602A: January 8—February 12

#W602B: February 26—April 8

(No class 4/1)

Dates: 6 Weeks, Mondays
1:00—3:30 PM

#W602C: January 8—February 12

#W602D: February 26—April 8

(No class 4/1)

Fee: \$112 Members \$140 Nonmembers

**#W603 Painting Landscape in Tonal/Impressionistic Tradition. Oil or Acrylic****Instructor: Emilia Farrell**

The impressive painting of a landscape depends on making all of the six fundamental elements work together—composition, perspective, placement, color, value relationships and brushwork. Working from a photograph, you will employ these fundamentals, while being guided through the development of your own painting. Oil paint is a preferred medium, but acrylic or gouache are welcome as well.

Dates: 6 Weeks, Tuesdays
1:00—3:30 PM

#W603A: January 2—February 6

#W603B: February 27—April 2

Fee: \$115 Members \$143.50 Nonmembers

**#W604 Still Life****Instructor: Emilia Farrell**

Calling all art lovers: master the still life and express yourself through oil painting. In this class, you'll explore all elements of classical still-life painting such as color, proportion, style and composition. The set-ups will include flowers and pottery. After a brief demonstration at the start of each class, the instructor will work individually with students to support their goals and artistic vision. This class is appropriate for beginners, as well as for advanced students, who wish to improve their technique.

Dates: 6 Weeks, Tuesdays
4:30—7:00 PM

#W604A: January 2—February 6

#W604B: February 27—April 2

#W604C: April 9—May 14

Fee: \$112 Members \$140 Nonmembers

#W605 Portrait Painting in Oil

Instructor: Emilia Farrell



With the use of models, we will do various exercises (both quick and longer-term) to analyze the face and its relationship to the entire head. We will begin the week drawing the portrait, using line & value in a variety of dry media. We will then progress to painting discussing color as it relates to skin tones and begin to find out where "likeness" comes from. Drawing and painting experience is required. A \$15 cash fee is due the day of the class for the model fee. (Must have five students enrolled in order to conduct the class.)

Dates: 6 Weeks, Wednesdays
9:30 AM—12:00 PM

#W605A: March 20—April 24

Fee: \$112 Members \$140 Nonmembers
\$15 cash fee for model due to instructor at each class.

#W606 Just Paint! Exploring Acrylics

Instructor: Linda Larisch



Bring your own reference materials, sketches/photos/ideas and just paint. This instructor will offer suggestions and guidance to complete your work. Or enjoy exploring intuitive and creative abstract techniques using acrylic paint. Demos will illustrate various methods of applying paint and incorporating other papers to enhance your composition. All levels welcome.

Dates: 3-Day Mini-Session
Tuesday, Wednesday & Thursday
9:30 AM —12:00 PM

#W606A: January 9, 10 & 11

#W606B: February 6, 7 & 8

Fee: \$75 Members \$93.75 Nonmembers

#W607 Academic Acrylics: Overview

Instructor: Gary Maria



With structured lessons examining broad painting ideas, this class offers an exploration of acrylics for all levels. Emphasizing realism, experience the wide versatility of acrylic paints working from photographs of varied subjects. Color theory and painting instruction will develop your skills with transparent, opaque and impasto methods. Acrylics can do it all!

Dates: 5 Weeks, Tuesdays
9:30 AM—12:00 PM

#W607A February 13—March 12

#W607B: March 19—April 16

Fee: \$94 Members \$117.50 Nonmembers

#W608 Academic Acrylics: Landscape

Instructor: Gary Maria



This class offers an exploration of using acrylics for landscape with an emphasis on realism. Experience the wide versatility of acrylic paints and mediums working from color photographs. Foliage complexion mixing and painting instruction will develop your skills with opaque, transparent, and impasto methods. Painting experience helpful.

Dates: 5 Weeks, Tuesdays
1:00—3:30 PM

#W608A: March 19—April 16

Fee: \$94 Members \$117.50 Nonmembers

#W609 Academic Acrylics: Portraits

Instructor: Gary Maria



This class offers an exploration of using acrylics for portraits with an emphasis on realism. Experience the wide versatility of acrylic paints and mediums working from color photographs. Flesh tone mixing and painting instruction will develop your skills with opaque, transparent, and impasto methods. Painting experience is helpful.

Dates: 5 Weeks, Tuesdays
1:00—3:30 PM

#W609A: February 13—March 12

Fee: \$94 Members \$117.50 Nonmembers



#W610 Trompe-l'oeil Painting: Mastering Illusionistic Art with Acrylics
Instructor: Laura McElhinney

“Trompe l’oeil” is a French term meaning “to deceive the eye.” Immerse yourself in the captivating world of trompe l’oeil painting, where art tricks the eye and creates stunning optical illusions. In this class, beginners will learn the techniques and principles behind this intricate style of painting. From creating realistic textures and three-dimensional effects, to mastering perspective and depth, you’ll acquire the skills needed to bring objects to life on the canvas.

Dates: 4 Weeks, Tuesdays
 9:30 AM—12:00 PM

#W610A: January 2, 9, 23 & 30
 (No class 1/16)

#W610B: March 26—April 23
 (No class 4/16)

#W610C: April 30—May 21

Fee: \$81 Members \$101.25 Nonmembers



#W611 Paint from Photos
Instructor: Frances Smith

Take your favorite photos and paint them! Choose any medium to bring your photograph to life: watercolors, acrylics or even colored pencils and pastels.

Dates: 4 Weeks, Thursdays
 9:30 AM—12:00 PM

#W611A: May 2, 9, 16 & 23

Fee: \$75 Members \$93.75 Nonmembers



#905 Open Studio Painting

This is an unmonitored open studio for multi-media. It is an ongoing open studio for anyone who wants to come join a fun group!

#905: Fridays: January 5—May 31
 (No Open Studio 2/16 & 3/22)
 9:30 AM—3:30 PM

Fee: \$5 Members \$7 Nonmembers



#906 Open Portrait Studio
Monitor: Gary Maria

Join us for a live, clothed model, all media open studio. The model changes every two weeks and this is an ongoing open studio. All levels are welcome. There is no instructor. You learn from each other and from practice. Come join this fun group! **Students each pay \$5.00 model fee per session.**

#906: Fridays: January 5—May 31
 (No open studio 2/16 & 3/22)
 1:00-3:30pm

Fee: \$10 Members \$13 Nonmembers

Painting with Watercolor



#W701 Watercolor Plus
Instructor: Marilyn Cassidy

Release your inner self. That’s what this class is all about! Water media and color interacting to create patterns which can be interpreted or just be color infusion and shape. Experimentation. A \$15 fee, paid to the instructor, will cover use of materials and equipment hard to find locally. Please refer to the supply list.

Dates: 4 Weeks, Mondays
 1:00—3:30 PM

#W701A: January 8, 15, 22 & 29

#W701B: February 26—March 18

#W701C: April 8, 15, 22 & 29

Fee: \$75 Members \$93.75 Nonmembers



#W702 Water, Skies, Land and More!
Instructor: Marilyn Cassidy

Explore the elements and techniques for painting sea and landscapes. Demonstrations will be given and practiced, combined into compositions. Homework is expected for critique the following week. Please refer to the supply list.

Dates: 5 Weeks, Thursdays
 1:00-3:30 PM

#W702A: January 4—February 1

#W702B: February 29—March 28

#W702C: April 11—May 9

Fee: \$94 Members \$117.50 Nonmembers



#W703 Greeting Cards and Small Wonders
Instructor: Marilyn Cassidy

It's a fun hands-on day! Various techniques for creating note cards and other small wonders will be demonstrated.

Dates: 1-Day Mini-Session, Wednesday
 9:30 AM–3:30 PM

#W703A: January 31
 #W703B: February 28
 #W703C: March 13
 #W703D: April 17

Fee: \$55 Members \$68.75 Nonmembers



#W704 Intuitive Painting in Transparent Watercolor
Instructor: Diane Chencharick

Learn how abstract paintings evolve from a few simple shapes to complex works of art. Intuitive painting teaches you how to analyze your work and decide what it needs. This class incorporates design principles, demonstrations and critique, honing your ability to make good choices and increase your odds for success.

Dates: 3 Weeks, Mondays
 9:30 AM—12:00 PM

#W704A: February 5, 12 & 26
 (No class 2/19)

Fee: \$56 Members \$70 Nonmembers

Dates: 4 Weeks, Mondays
 9:30 AM—12:00 PM

#W704B: January 8, 15, 22 & 29
 #W704C: March 4, 11, 18 & 25

Fee: \$75 Members \$93.75 Nonmembers



#W705 Intuitive Abstract Painting Watercolor/Gouache
Instructor: Diane Chencharick

If you want to loosen up, this is the class for you. We will develop eye-catching abstract paintings using watercolor and gouache. You will learn how to create great depth and interest by layering both transparent and semi-opaque paint.

Dates: 3 Weeks, Mondays
 1:00 PM—3:30 PM

#W705A: February 5, 12 & 26
 (No class 2/19)

Fee: \$56 Members \$70 Nonmembers

Dates: 4 Weeks, Mondays
 1:00 PM—3:30 PM

#W705B: January 8, 15, 22 & 29
 #W705C: March 4, 11, 18 & 25

Fee: \$75 Members \$93.75 Nonmembers



#W706 Time for Lunch—Panda Bear in Watercolor Pencils
Instructor: Barbara Doty

Come and learn different ways to approach the different features and areas of an animal. Strong focus on finding it's soul through the animal's eyes.

Dates: 1-Day Mini-Session, Tuesday
 9:30 AM—3:30 PM

#W706A: January 30

Fee: \$55 Members \$68.75 Nonmembers



#W707 Giraffe in the Morning in Watercolor Pencils
Instructor: Barbara Doty

Here we will explore the bokeh technique used in the background. Continuing with the watercolor pencils we will create a realistic giraffe.

Dates: 1-Day Mini-Session, Monday
 9:30 AM—3:30 PM

#W707A: March 11

Fee: \$55 Members \$68.75 Nonmembers



#W708 Squirrel Sitting in a Tree in Watercolor Pencils
Instructor: Barbara Doty

Starting with a realistic eye, portraying the world the squirrel sees. Then exploring how to define the fur, building on it to define the shape of the body and tail.

Dates: 1-Day Mini-Session, Tuesday
 9:30 AM—3:30 PM

#W708A: April 23

Fee: \$55 Members \$68.75 Nonmembers



#W719 Three Ostriches w/Attitude in Watercolor Pencils
Instructor: Barbara Doty

We will be following an easy step by step process. You'll be learning different techniques in using watercolor pencils, as well as how to fix mistakes. Come and paint these ostriches with attitude.

Dates: 1 day mini-session, Thursday
 9:30 AM—3:30 PM

#W719A: February 8

Fee: \$55 Members \$68.75 Nonmembers



#W709 Watercolor: Fast, Free and Fun: Florals
Instructor: Sheila Golden

Each class focuses on the fun experience that begins with putting down washes, splashes, splatters and letting watercolor speak through accident and improvisation. All levels are welcome. Relaxation, abstraction and experimentation are encouraged.

Dates: 1-Day Mini-Session, Tuesdays
 10:00 AM–3:00 PM

#W709A: January 16
 #W709B: March 12
 #W709C: April 16
 #W709D: May 21

Fee: \$45 Members \$56.25 Nonmembers



#W710 Outdoors while Indoors: Watercolor Landscapes
Instructor: Sheila Golden

We'll be painting the outdoors while sitting indoors. This is a workshop for those who want to learn landscapes the fast, fun and free manner. Accidents are allowed, and a loose abstract approach is encouraged.

Dates: 1-Day Mini-Session, Tuesday
 10:00 AM–3:00 PM

#W710A: February 20

Fee: \$45 Members \$56.25 Nonmembers



#W711 Portrait Painting: Watercolor
Instructor: Gary Maria

Experience the possibilities for painting portraits using pencil with watercolor. Create expressive and graphic works using brush, hatched line, and wash. We will experiment with various looks and techniques, drawing methods, and styles using photographic reference of models and tracing the face in necessary. All levels welcome.

Dates: 5 Weeks, Mondays
 1:00—3:30 PM

#W711A: January 8—February 5
 #W711B: March 18—April 22
 (No class 4/1)

Fee: \$94 Members
 \$117.50 Nonmembers



#W712 Landscape Painting in Watercolor
Instructor: Heather McCullough

This skill building workshop will start with a review of fundamentals of watercolor, paint chemistry, color and value, then focus on composition using value studies to achieve compelling landscape paintings based on each artists own reference photos. Demonstrations will help illustrate techniques of paint application. All skill levels welcome. It will be fun!

Dates: 3-Day Mini-Session, Tuesday,
 Wednesday & Thursday
 9:30 AM—3:30 PM

#W712A: January 23, 24 & 25
 #W712B: March 26, 27 & 28

Fee: \$165 Members \$206.25 Nonmembers



#W713 Watercolor Wildlife
Instructor: Laura McElhinney

Whether you bring your own reference images or draw inspiration from your imagination, this class is open to beginners and intermediate artists seeking to refine their skills. Get ready to unleash your creativity as we dive into the majestic beauty of animals in their natural habitats. From graceful elephants and majestic tigers to colorful birds and elusive marine creatures, this class is a sanctuary for all wildlife enthusiasts.

Dates: 4 Weeks, Thursdays
 9:30 AM—12:00 PM

#W713A: January 11—February 1
 #W713B: February 29—March 21
 #W713C: March 28—April 18
 #W713D: April 25—May 16

Fee: \$81 Members \$101.25 Nonmembers



#W714 Abstract Play! Mini-Session
Instructor: Nancy Rose

Anyone can paint an abstract so beginners be brave! Bring your watercolors and come play! Create abstract impressionist paintings while you experientially learn about the rules and tricks of an abstract. Watercolor and alternative paper demos. Beneath any successful realistic painting is a good abstract, a great place to start! All levels. Teens welcome!

Dates: 1-Day Mini-Session: Thursdays
 9:30 AM—3:30 PM

#W714A: January 4
 #W714B: February 29

Fee: \$55 Members \$68.75 Nonmembers



#W715 Individualized Watercolor Loose'N Free

Instructor: Nancy Rose

Play! Paint what you love! Want loose? Abstract? Students choose Rose's daily Loose' N Free watercolor demo subjects. Never painting before? Advanced painter looking for fun? Come join us! Rose promises you will create a painting you love. Feeling rusty? This individualized learning specialist, known for her positive teaching approach, helps you bloom! Each session is a different class.

Dates: 3 Weeks, Thursdays
1:00–3:30 PM

#W715A: January 11, 18 & 25
#W715B: March 7, 21 & 28
(No class 3/14)

Fee: \$56 Members \$70 Nonmembers



#W716 Watercolor Portraits

Instructor: Frances Smith

We will do a variety of ages and nationalities. There will be lots of reference material. Bring printed photos for reference. (Images must be printed and not on a phone.) We will be highlighting eyes, hair and unique features.

Dates: 4 Weeks, Wednesdays
9:30 AM—12:00 PM

#W716A: February 28—March 27
(No class 3/13)

Fee: \$75 Members \$93.75 Nonmembers



#W717 All Levels Watercolor

Instructor: Joanne Stramara

Joanne will work with Beginning Watercolor artists to develop their skills and intermediate/advanced artists will learn new techniques in their watercolor journey. A reference photo and drawing will be supplied, but for the advanced, they have the choice of using the reference (that Joanne will demo from) or do a painting of their own design.

Dates: 3 Weeks, Wednesdays
9:30 AM-12:00 PM

#W717A: January 31—February 21
(No class 2/14)

Fee: \$56 Members \$70 Nonmembers

Dates: 4 Weeks, Wednesdays
9:30 AM-12:00 PM

#W717B: January 3, 10, 17 & 24

#W717C: March 20—April 10

#W717D: April 17—May 8

Fee: \$75 Members \$93.75 Nonmembers



#W718 Watercolor Fundamentals

Instructor: Susan Wilcox

All subjects and skill levels are welcome. A demonstration will be done weekly as well as individualized instruction and critiques.

Dates: 4 Weeks, Mondays
1:00 PM—3:30 PM

#W718A: January 8, 15, 22 & 29

#W718B: February 5, 12, 19 & 26

#W718C: March 4, 11, 18 & 25

#W718D: April 8, 15, 22 & 29

Fee: \$75 Members \$93.75 Nonmembers

VAC Kids Winter Break Camp—January 2-5, 2024

Multiple kids classes: Tropical Art, Incredible (Non-Edible!)

Food, Digg'n Dinos & Full Body Self-Portrait!

10:00 AM—3:00 PM | ages 7 and up

Price Per Class: \$50 Member | \$62.50 Non Member

All Four Classes: \$175 Member | \$218.75 Non Member

Visit www.veniceartcenter.com, call 941-485-7136 or stop in the VAC for more details and to register your child!



#901 Open Studio Printmaking

Create magical images thinking backwards or opposites of the norm. Use our etching press that easily accommodates 22" x 30" paper. Bring your own inks, papers, rollers, clean up materials, etc. No instruction, but a monitor will be available for camaraderie and assistance if necessary.



#901: Dates: Fridays, 9:30 AM–3:30 PM

January 5
January 19
February 23
March 1
March 15
April 5
April 19
May 3
May 17

Fee: \$10 Members \$15 Nonmembers

#902 Open Studio Pottery—Fridays

The pottery studio will be open all day Friday for students currently enrolled in pottery or ceramics classes. All clay must be purchased from the Venice Art Center.



#902: Fridays: January 5-May 31
(No Open Studio 2/16 & 3/22)
9:30 AM-3:30 PM
Fee: (Full Day) \$15 Members
\$20 Nonmembers
Fee: (Half Day) \$7.50 Members
\$10 Nonmembers

#903 Open Studio Pottery—Saturdays

The pottery studio will be open half day Saturday for students currently enrolled in pottery or ceramics classes. All clay must be purchased from the Venice Art Center.



#903: Saturdays: January 6-May 11
(No Open Studio 2/17 & 3/30)
9:30 AM-12 PM
Fee: (Half Day) \$7.50 Member
\$12.75 Nonmember

#904A Open Studio Sculpture—Fridays

The sculpture studio will be open all day Friday for students currently enrolled in sculpture classes. All clay must be purchased from the Venice Art Center.



#904A: Fridays: January 5-May 31
(No Open Studio 2/16 & 3/22)
9:30 AM-3:30 PM
Fee: (Full Day) \$15 Members
\$20 Nonmembers
Fee: (Half Day) \$7.50 Members
\$12.75 Nonmembers

#904B Open Studio Sculpture—Saturdays

The sculpture studio will be open half day Friday for students currently enrolled in sculpture classes. All clay must be purchased from the Venice Art Center.



#904B: Saturdays: January 6-May 11
(No Open Studio 2/17 & 3/30)
9:30 AM-12 PM
Fee: (Half Day) \$7.50 Member
\$12.75 Nonmember

#905 Open Studio Painting

This is an unmonitored open studio for multi-media. It is an ongoing open studio for anyone who wants to come join a fun group!



#905: Fridays: January 5—May 31
(No Open Studio 2/16 & 3/22)
9:30 AM-3:30 PM
Fee: \$5 Members \$7 Nonmembers

#906 Open Portrait Studio**Monitor: Gary Maria**

Join us for a live, clothed model, all media open studio. The model changes every two weeks and this is an ongoing open studio. All levels are welcome. There is no instructor. You learn from each other and from practice. Come join this fun group! **Students each pay \$5.00 model fee per session, due in cash at each Open Studio.**



Fridays: January 5—May 31
(No Open Studio 2/16 & 3/22)
1:00-3:30pm

Fee: \$10 Members \$13 Nonmembers

#809: Beware.... Flying Paint!
Impressionist Painterly Workshop: 3 Days!
Instructor: Leoma Lovegrove

Join **LEOMA LOVEGROVE** to discover the excitement of Van Gogh, Monet, Cezanne and some Leomatized colorful brush strokes. Even your smallest painting becomes a dramatic blast of color in this three-day workshop. The study begins at the Venice Florida Art Center where you will paint and practice the principles of Impressionism/ Expressionism using acrylics and other water based medium. Each day of the workshop Leoma includes critiques of each artist's work throughout the painting process. This workshop will teach the basic principles of painting trees, landscapes, flowers, pathways, people, and nature with an impressionistic and abstract style. Be prepared to take risks in art and learn to paint looser, brighter, bolder, bigger, freer, and more creative. Lovegrove plans to unlock the artist within you. Lovegrove teaches professionals and beginners side by side so experience is not necessary.

Expect an intense, concentrated and energized workshop where you will paint many works of art using your creativity for the motivation. This workshop has become a must for artists who want the confidence to paint the way they have always wanted to paint to have fun again in the studio.

Dates: 3-Day Workshop, 9:30 AM—3:30 PM
Tuesday, Wednesday & Thursday
#809B: January 16, 17 & 18
#809C: March 19, 20 & 21
#809B1: April 23, 24 & 25

Fee: \$500 Members \$600 Nonmembers



LEOMA LOVEGROVE™

It was inevitable that Leoma Lovegrove would become an artist. She grew up in a small Indiana town surrounded by the cows across the street and the work of her artist mother Rosemary Goyer Lovegrove. As a child, she even painted her sheets. She also inherited her mom's joie de vivre, and that quality fills her art! Whether it is twisting balloons into hats, installing mannequins on the roof of her gallery, or shooting glitter from a cannon, Leoma always brings fun and excitement to her audience. It is not unusual for her to paint one of her signature hearts right onto a visitor's jacket while they wait. She always says "You'll dry in about thirty minutes!" ! Leoma is not only a painter. She's also a sculptor, fashion designer, playwright, performer, illustrator, gardener extraordinaire, and fisherwoman. Devoutly Christian, she is a philanthropist who donates to many charities." ! Art fills her life from dawn to dusk. She's even been known to paint messages on her husband's breakfast banana. Leoma's husband, Mike Silberg, is a minister and the author of *Falling in Love with the Prince of Life*. ! Leoma begins her day at 4 am with a paintbrush in her hand and continues to create throughout her day. She may pull out one of the rocks she carries in her pocket and paint the flora and fauna in her Florida garden in an impressionistic manner, bursting with vivid color. Her style is one hundred percent Leoma! Based during the winter in her Matlacha Island international headquarters, Leoma spends the remainder of the year traveling with her mobile studio. Her work can be seen in art museums, private collections, and major department stores globally as well as in three presidential libraries! Sought after as a teacher, Leoma teaches in France and hosts two workshops in the United States each year! Leoma is currently working on what she feels is the project of her lifetime. Once completed, it will find a home in a Florida museum. Updates on this legacy work will be posted on LeomaLovegrove.com.

Leoma sums up her creativity by saying: "Your Life Should Be A Work of Art"

Website, Facebook, Twitter, Instagram - by Name! 4637 Pine Island RD NW - Matlacha Island, FL 33993

#810 Oil Painting: Beginner to Advanced **Instructor: Hodges Soileau**

In this painting workshop, Hodges will impart some of the principles that he uses and considers most important, whether one is working in oils, or any medium that uses color. The principles of shape, value, edges, and color temperature are what are most important. The importance of understanding the effect temperature of light has on color will be explained, stressed and demonstrated, thus increasing one's observation skills, as they relate to these principles.

Hodges will demonstrate how to begin a painting in different ways. There is no one best way to do this. One must remain open to the possibilities, depending on the situation and temperament of the artist. One should have options in their arsenal that allows them to tackle any subject. This may at times require a different approach. This should also prevent one from becoming a formula painter.

Last, but not least, is the importance of trying to have fun with paint. Painting, although not necessarily easy, should certainly be fun or why do it!

**INSTRUCTOR DEMONSTRATIONS~ INDIVIDUAL ATTENTION
 ~ PORTABLE EASEL RECOMMENDED**

Dates: 2-Day Workshop, 9:30 AM—3:30 PM
Wednesday & Thursday
#810A: January 24 & 25
#810B: March 6 & 7

Fee: \$250 Members \$300 Nonmembers



Biography:

Hodges had a successful illustration career which lasted more than twenty five years. His art graced the covers of more than 300 books. He worked for most of the major publishing houses in New York. Hodges was a 23-year member of the prestigious Society of Illustrators in New York. During this time, he received many citations of merit for work exhibited in annual shows. He was selected to do the painting for the 29th calls for entries, and chaired the 35th Annual Exhibition.

After years of executing ideas and concepts for others, he presently paints subjects that are of personal interest. He was a finalist in the 2001 and 2002 Artists Magazine Competition. He received an award of excellence in the 2004 Oil Painters of America Eastern Regional Exhibition. He received an award of excellence in the 2006 Oil Painters of America National Exhibition, and he received a 2007 Certificate of excellence award in the International Portrait Competition hosted by the Portrait Society of America. Hodges was awarded Signature membership status by Oil Painters of America in December 2008. He also won first place in the category, Portraits of Women, in the Members showcase of the Portrait Society of America 2009. In 2011 and 2012, he was awarded first place in Members showcase Portrait Society of America. He is a Signature Member of the American Society of Marine Artists awarded in 2010. He is also a member of The Portrait Society of America.

His work hangs in private collections, as well as the United States Air Force and U.S. Coast Guard permanent collections. The permanent collection of Golf Digest Magazine includes several of his paintings. Hodges and his wife, Marilyn, now reside in Venice, Florida.

Education

Bachelor of Arts, University of Southwestern Louisiana
www.hodgessoileau.com
<http://hodgessoileau.blogspot.com/>
hodges@hodgessoileau.com

Artist Statement

As an artist, I try to paint as honestly as I can. I believe in practicing the sound principles of painting that I have learned and currently teach, but I also believe that an artist should strive for something more than just the technical skill in their work. There is a feeling, or reaction, that one gets when standing in front of a painting or a piece of art. Sometimes it's not an easy thing to describe. It might be the sense of place in a landscape, the light on the subject, or a fleeting expression in a portrait. This is the kind of reaction that one hopes is communicated in his or her painting. The best scenario is when the technical and the emotional aspects of painting are inseparable.

Organizations:

- Oil Painters of America-Signature Member-awarded 2008,
- American Society of Marine Artist- Signature Member-awarded 2010
- Portrait Society of America
- Plein Air Painters of the Southeast (PAP-SE)

Gallery Representation: Bayview Gallery, Northlight/True North Gallery, RS Hanna Gallery, Sage Creek Gallery, Palm Avenue Fine Art, Hughes Gallery, Highlands Art Gallery.

#811: Palette Knife Realism, SELF EXPRESSION, Using Cobra Oils (water mixable) with Many Tools. Taking a cityscape, waterscape & landscape toward abstraction.

Instructor: Karen Weihs

Students will learn various techniques on how to manipulate palette knives and make a great variety of marks that describe realism without big detail. Information will be shared on paint manipulation/brushwork. Each morning there will be demos and in the afternoon I will spend time with each student helping them through the process. Beginners to advanced students can participate in this workshop.

**Dates: 3-Day Workshop, 9:30 AM—3:30 PM
Wednesday, Thursday & Friday
#811A: February 7, 8 & 9**

Fee: \$306 Members \$382.50 Non Members



Biography:

Using mostly palette knives and particular brushes, Weihs applies pigment in lush impasto layers interspersed with thin glazes that enrich colors and result in canvases that glow with mysterious light and form.

Her realistic works radiate an **otherworldly ambience of shimmering colors and swirling shapes**, representing whatever subject matter the viewer chooses to see. Drifting clouds reflected in a lake, a distant skyline of forest or city, grey fog rolling across the horizon are these forms real or imagined Weihs galvanizes her audience's natural curiosity with compositions that border between abstraction and landscape. She alludes to the familiar without telling the story. Her **abstracted representational subject matter is deliberately simplified to capture the "idea" or essence of a place**, not the reality of it. Weihs invents each new journey of creation by trusting her intuition completely and by following wherever her hand and intuition lead inside the very textural composition. **Like memories that bubble to the surface of the mind**, the images her palette knife creates as it carves, smooths, jabs and dances across the surface eventually coalesce to form a holistic picture.

She is also an **extraordinary teacher known for giving permission to students to explore their creativity**, encouraging them to make marks with joyful abandon and experiment with tools and techniques that lead to individual style. Weihs studied with LaMar Dodd at the University of Georgia earning a BFA degree. His repetitive, coloristic modern style was great influence.

Memberships: Salmagundi Art Club, American Women Artists, Catharine Lorillard Wolfe Art Club, Impressionistic Society of America, National Oil and Acrylic Painters Society, Oil Painters of America
"The magic happens and draws me in, and I find myself driven to capture and paint those responses over and over again. It's deeply gratifying. This erudition has earned me a confidence in looking for the cutting edge of paint technique, ever evolving to a higher standard. Usually the viewer can find something of the subject matter to relate to. This process allows me to tackle a subject that may or may not appear as my eyes see, painting the paint."

Karen was born and raised in Charleston, SC, raised two sons and worked with and sold 7 restaurants there with her restaurateur husband, Chris Weihs, also a European trained professional chef. They now live in Venice, FL & spend some summer time weeks with family members out west.



#812 FUNDamentals of Drawing to Painting**Instructor: Karen Ann Hitt**

The essential of ANY work of art is sound draftsmanship and drawing. Learn to 'see' like an Artist, and then apply what you have learned to see with sound draftsmanship, composition, shape, form, character. Taking examples from the Masters as you develop classic talents building a strong foundation for you own works of art.

Choose your paint medium; we will work with a Warm & Cool Limited Palette. Each student will be given two tools to keep for all of their future works; a "Composition Finder" made by Guerilla Painter and "An Original Hitt Isolator" Two of Karen's favorites for simplifying your Composition, Color & Values. Painting skills will be explored to help you develop your brush work, palette knife work, and overall 'painterly' applications. Each day of the workshop will be filled with developing the students ability to go from idea, thumbnail, composition for their painting and application of learning their own painterly style. All levels are welcomed, Karen will seek to personalize instruction specific to each student.

Dates: 3-Day Workshop, 9:30 AM—3:30 PM**Wednesday, Thursday & Friday****#812A: February 21, 22 & 23****#812B: March 13, 14 & 15****Fee: \$306 Members \$382.50 Nonmembers****Biography:**

Karen Ann Hitt is an award-winning artist, classically trained at Parson's School of Design in New York, majoring in Illustration. That classic background is evident in her style, along with her love of capturing the figure and the effects of light in all of her scenes. Her paintings are noted to accentuate the effects of light, adding to their luminosity with her landscapes/skyscapes reflecting the essence of the landmark. Karen's paintings have been collected by private and corporate collections, and also received by a U.S. President. Her illustrations have been published nationally in both children's picture books and distributed in a line of gifts.

"As an artist the passion is to reflect light, life, land, expressions as genuinely experienced 'At That Moment..' I paint in the hope to transport the viewer while also exposing them to the very emotion that stops us both now in our tracks to experience a view; simply, seeking with my art to bring you into viewing your own, "At That Moment..." too." Awarded and Nationally Exhibited Artist. Memberships:

Artist Member Salmagundi Club, Associate with: American Women Artist, American Impressionist Society, National Oil & Acrylic Painters Society, Oil Painters of America and she is the founder of Venice Plein Air; a local outdoor painting community group that started in 2003.

She returned to Venice FL in 1995 from Washington State and raised her three children here in Venice. Today she shares her time between Venice and the Eastern Sierras and all places in-between crisscrossing the United States with extended traveling. Often working from life, and then bringing that life experience back into the studio emphasizing the effects of light, atmosphere, and the circumstances.



This Award Winning Painting began with this thumbnail. This workshop is designed to give each participant the same tools to achieve their own work of art!



#813 Sumi-e Painting**Instructor: Keiko Romerstein**

This course is broken into two sections: Orchid and Landscape II. For the first session, Orchid, it is the second object to study after bamboo for every beginner. We will study curved lines and a variety of composition with the orchid. In the second session, Landscape II, we will paint with more subjects in composition and introduce the "Crinkle Technique" for the rock and mountain.

Dates: 2-Day Workshop, 9:30 AM—12:00 PM**Wednesday & Thursday****#813A: January 24 & 25****Fee: \$100 Members \$120 Nonmembers****Biography:**

I was born and educated in Tokyo, Japan. I came to New York City in 1973 and moved to Sarasota upon my husband's retirement in 1994. In New York I studied Interior Design at New York School of Interior Design. After finishing the practical training course, I always engaged to work in the creative field. In my life I have studied watercolor, acrylic and oil painting by various master painters. In recent years I am painting more Sumi-E painting. My paintings have been exhibited locally and internationally. My paintings portray a multi-cultural background as well as my feelings and energy. They reflect my true love of nature with all their beauty, greatness, imperfections and eternity. For Sumi-E paintings, I have studied with great masters such as the late Tesshin Sasaki (Japan), Late Prof. I-Hsing Ju (USA) and Prof. Chan (USA). I achieved the Japanese instructor level of Sumi-E by Master Yoshin Kojima (Japan). Currently my scroll painting is displayed in the tea house of the Ringling Museum of Art. I am a member of the National Sumi-E Society of America and its Sarasota Chapter, as well as a member of Petticoat Painter of Sarasota.

Artist's Statement:

Working with brushes and papers and Sumi-ink, stroke by stroke, brings me a kind of meditation. When I teach painting it gives me a second chance to learn as if I am a beginner, fully attentive in the creative mind. I enjoy my students learning and pleasure. As a Japanese born person, I feel this art form (Sumi-E) should be continued from generation to generation. Sometimes I combine the techniques Sumi-E and western watercolor to express more freedom of my own. Ten thousand brush strokes on white rice paper. Each brush stroke is only a one time occurrence. This is the most important promise for this art form (Sumi-E). We can't correct our past. Each occurrence in our life is only a one time happening. Also we do the best to meet people with respect. So I paint endless beauty and mystery of great nature with my best stroke. Through the Sumi-E painting I meet new people and make new friends, sometimes they become very important relationships in my life. The relationship between Sumi-ink stick and ink stone is often told as a symbol of good friendship. Sumi-E painting will teach us not only how to paint the Asian brush painting, but also how to live this subtle world.



2024 VAC UNCORKED

Cocktail and Art Party!

6:30—9:00 PM

Thursdays

WVACU-1 January 11:

Frances Smith | Acrylic Painting

WVACU-2 January 25:

Haley Ponder | Paint Pouring

WVACU-3 February 8:

Susan Wilcox | Acrylic Painting

WVACU-4 February 29:

Gary Maria | Acrylic Painting

WVACU-5 April 4:

Haley Ponder | Paint Pouring

\$35 Members | \$40 Non Members

6:00—8:30 PM

Thursdays

WVACU-6 March 7:

Katrina Meyer | Jewelry

\$55 Members | \$60 Non Members

WVACU-7 March 21:

**Rosa Valladares | Handmade
Folding Journal/Book**

\$55 Members | \$60 Non Members

WVACU-8 April 18:

Katrina Meyer | Jewelry

\$55 Members | \$60 Non Members

Invite and gather your friends, sip your favorite beverage and delight in step-by-step art instruction with our talented Venice Art Center instructors.

All supplies and materials provided!

You will create a unique masterpiece!

No experience is necessary!

Bring your own cocktails and snacks!

Reserve private Uncorked classes for birthdays, team building, bachelorette celebrations and more. Private Uncorked classes are booked in advance, on request.

It is also the perfect date night!

Inquire about our adult/child version of this class.

Register on www.veniceartcenter.com,
at the Art Center, or call 941-485-7136.





BAILA MILLER LECTURE SERIES at The Venice Art Center

Winter & Spring 2024 | 1:00—2:30 PM

\$13 Members \$15 Nonmembers



The Insider's Look Series



Tuesday, January 23
WLV1:
Understanding
& Appreciating
Modern Art



Tuesday, February 13
WLV2:
The Ballets Russes:
Diaghilev, Nijinsky,
Pavlova, et al



Tuesday, February 27
WLV3:
The Castrati:
Voices of Angels



Tuesday, March 12
WLV4:
Victorian Artists:
The Pre-Raphaelite
Brotherhood



Tuesday, March 19
WLV5:
The Philosophy
of the Bauhaus:
100 Years of Design



Tuesday, April 16
WLV6:
Peggy Guggenheim:
Art Addict

Space is limited, register and reserve your spot today!

All lectures are available for purchase at The Venice Art Center,
at www.veniceartcenter.com or by calling 941-485-7136.



Demo & Lecture Schedule 2024

See Art. Feel Art. Create Art.

Wednesdays

1:00—2:00 PM

\$5 Member | \$7 Non Member

390 Nokomis Avenue S.
Venice, FL 34285
941-485-7136

Attend a demo/lecture from some of our very talented instructors!
They will be showcasing their talents on a variety of themes and
artistic mediums and sharing their creative endeavors.
Learn about topics and techniques that may spark your artistic interest,
and discover an overview of the classes each instructor has to offer.

D01: ~ SHEILA GOLDEN ~ January 3
"Exploring Watercolors"

D02: ~ KAREN WEIHS ~ January 10
"Exploring Palette Knife Painting"

D03: ~ ROSA VALLADARES ~ January 24
"Exploring Handmade Books and Collagraph Prints"

D04: ~ PJ SCHADLER ~ January 31
"Exploring the Batik Technique"

D05: ~ BARBARA DOTY ~ February 28
"Exploring Watercolor Pencils"

D06: ~ HEATHER MCCULLOUGH ~ March 13
"Exploring Watercolors"

Register at www.veniceartcenter.com,
in person at the Venice Art Center,
or by calling 941-485-7136.



Aylsworth, Lynn Nelsen

Lynn has been a member of the Hudson Valley Art Association since 1999 and has shown in many juried shows. She has won awards at the Salmagundi Club, American Artist's Professional League National Show, Catherine Lorillard Wolf Show for Women Artists sponsored by the Metropolitan Museum of Art, Kent Art Association, the Ridgewood Art Institute, the Florence Griswold Museum, and the Newark Museum. Her work was featured in American Artist Magazine twice. Her work is in many private and corporate collections.

Agresti, Francesco

Born in Italy. At the age of 7, he moved to the Bronx, NY. He earned his Bachelor's at Hunter College and Master's in Fine Arts from Lehman City University of NY. Agresti taught at the University of La Verne in Napoli and has taught at several universities and colleges in North Carolina where he became a professor of fine arts. He has shown his work in the US, Italy, Germany and Russia. Agresti's pieces can be found in a myriad of private collections and his commissions.

Baxter, Julie

Julie is a lifetime and award winning potter. Her teaching career has been with the Arlington County, Virginia, Department of Parks, Recreation & Community Resources. She taught all levels of wheel-throwing classes and workshops on surface decoration. She also taught children's hand building classes at Arlington County Elementary School. Julie was a member of Grey House Potters, Arlington, VA and the Kiln Club of Washington. Julie's undergraduate degree is in ceramics.

Burgan, Beth

Beth Burgan brings experience of teaching art to gifted and talented (K-12) university students, and challenged adult populations. Her B.S. degree is in art education. She has an MFA, was a teaching assistant in sculpture at Kent State University. She worked in human services for 15 yrs. and owned a clinical massage therapy practice in Minneapolis for over 30 years. All the various career paths had one thing in common, to empower each individual to create and manifest positive self-awareness.

Chencharick, Diane

Diane Chencharick has a long background in the arts, as a graphic designer, art director, creative director and a watercolor artist for more than 40 years. She is known for her strong use of color and keen sense of design. Her award-winning abstracts have been shown in many galleries and exhibitions. She has mentored numerous artists, developing their creativity, honing their design skills and teaching effective use of contrast and color. Her specialty is helping artists overcome self-limiting behaviors that keep them stuck in old patterns. You may view her work at: www.deepwatergallery.com.

Cassidy, Marilyn

Marilyn has a B.A. in Sociology and an M.S. in Education. She taught in the Albany City Schools in New York State. She moved to Florida in 1990 and worked in Early Education in Sarasota. She has studied with several local and nationally known artists. Her goal is to share her collected knowledge with others who are honing their artistic skills; who want to have fun and discover a wonderful pastime.

Doty, Barbara

A self-taught professional watercolor pencil artist, teacher and author. I have dabbled in many different mediums over the years. Retirement has allowed me the opportunity to pursue my passion for art. The love that I have for the beautiful wildlife that we share on this planet, well it was only natural progression for me to paint animals as well as pet portraits. I have done shows as well as solo exhibitions and commission work in the Kansas City area. Being awarded "Best of Show" at the Buttonwood Art Space", was an honor for me. Recently moving to Sarasota, Florida to be closer to my family I am looking forward to painting, teaching, and writing.

Espinosa, Josephina

Josephina studied at the Institut de Bellos Arts in Colombia, South America. She went on to teach both children and adults a wide range of media including drawing, painting, glass fusion, and stained glass. Her work is known throughout the world.

Farrell, Emilia

Emilia Farrell is currently an Englewood, FL, based artist and art instructor. She studied with V. Sangarov (Ukraine), Monique Johannet, Babrara Baum, Sue Miller (Cambridge AEC) and David Small, Mass College of Art (Boston, MA). The subject matter of her works: portraits, landscapes and still-life in the traditional/impressionistic style. She is fascinated by ideas and concepts of various time periods of art history and cross relationships between arts, science, as well as relevant to these periods' techniques and use of materials. She participated in New England's art events, exhibits and is a member of the Oil Painters of America (OPA). She enjoyed teaching drawing and oil painting classes at the Newton Adult Education Center, Lexington, MA, as well as at the private students' studios. Her works are shown in Cambridge Art Association, Belmont Art Gallery of Art, Newburyport, MA. Her landscapes and portraits were purchased by private collectors.

Golden, Sheila

Sheila Golden has worked in fine art for over 30 years, being included in a women's art calendar and exhibiting in New York City, San Francisco and Santa Fe, NM. Her watercolors are in Sarasota's Marietta Museum of Art & Whimsy. She has a BA in Fine Art from Sonoma State University and has studied with noted artists Barbara Nechis, Robert Burrige and Wolf Kahn. With her art in private and corporate collections, she enjoys sharing the magic of watercolors.

Gordon, Beverly

Beverly Gordon (Professor Emeritus, Design Studies Department, University Wisconsin-Madison) is an artist, writer, and teacher who helps students explore both the material and inner-intuitive worlds, and find their own visual and symbolic language. Her unique style and body of work in collage and assemblage sculpture incorporates a wide range of textures, materials and natural objects. It has been featured in numerous solo exhibitions and group shows and is profiled in a compelling video: <https://vimeo.com/686049263>.

Heart, Nancy

Working in three dimensions has been Nancy's passion since high school. Her love of creating clay sculptures and teaching combine to make her "one happy camper." Her student's success and very busy classes support her enthusiasm and willingness to share her knowledge of sculpture techniques. After a successful 25-year career as a clinical social worker, working with children and adults, Nancy has found her niche continuing her art full time and teaching in Venice. "Life is Good!"

Hinger, Victorine

Victorine Hinger was raised in Luxembourg and moved to NY in 1992 to become a full-time artist where she studied stone carving at the Art Students League in Manhattan under Lorie Goulet and attended several carving symposiums around the country. Her work is in private collections all over the world, she has won several business awards including last year's commission to create a 5-foot bronze sculpture for the Centennial Celebration of Luxembourg Immigrants to the US

Hopkins, Nanette

Nanette Hopkins graduated from Moore College of Art and Design in Philadelphia with a Bachelor of Fine Art degree. She has lived in the Englewood area for 25 years where she creates her art and exhibits in Fine Art shows and local galleries. She has taught children and adults for the past 15 years. Her teaching experience includes: The Venice Art Center, Sarasota Arts Council, Ringling College of Art and Design, Boca Grande Island School, Out of Door Academy, Goldie Feldman School, Visual Artists Association, Sarasota County Public Schools and the Englewood Art Center.

Jenkins, Claire

Claire Jenkins was born and raised in Peoria, Illinois. A recent graduate of Florida Gulf Coast University, Claire holds a bachelor's degree in art, and works with a range of mediums including ceramics, steel welding, plaster casting, and oil painting. While completing her bachelor's degree at FGCU, Claire had the opportunity to study oil painting and art history at the Lorenzo de' Medici Institute in Florence, Italy. Claire has worked alongside accredited artists such as Patrick Dougherty on his stickwork installation located in the Naples Botanical Garden. Not only is Claire a teacher at the Venice Art Center, but she is the Exhibition Coordinator as well!

Keck, Alan

Fifty years experience on potters wheel. Made a living for 10 years as production potter, Masters degree in Art Education. Taught all levels of ceramics and glassblowing at Emporia High School in Emporia, Kansas. Last ten years as Department Chair.

Kelly, Patricia

Pat has worked as a studio potter for over 35 years. She is a graduate of Rochester Institute of Technology in Graphic Arts with post-graduate study at the School for American Craftsmen, where she studied with potters Franz Wildenhaim and Jim Seacrest. Her work has sold in specialty shops, Dean and Delucca and Tiffany's of New York City. She has been featured in *House and Garden*, *Home Beautiful* and *Country Living*. Her work is in private collections in the U.S. and Japan.

Larisch, Linda

Linda is the fourth generation of artists from a multicultural background. She has been painting for the past 40 years, had over 30 one-woman shows, and has been represented by various galleries in the US and Mexico. Her medium is acrylic paint on canvas. Her style ranges from realistic to abstract. She was an educator for pre-school children with delays and taught middle school here in Florida as well as art classes at several venues in the area.

Maria, Gary

Gary received his BFA from Kutztown University in Pennsylvania in 1976, then studied at the Art Students League of New York, SVA, and NYU. He first worked as a graphic designer in NYC at several book publishing houses. He then freelanced illustration for Dell Puzzle Magazines, Silhouette Romance, and Barbour Publishing, and also worked as a fine art print colorist at Mill Pond Press in Venice, Florida. His work aspires to the traditions of nineteenth century academic realism.

McElhinney, Laura

Laura received her Masters degree from California Institute of the Arts in 2002. She has worked as a Theatrical Lighting Designer, Scenics Designer, and Painter for the past 20 years. Laura has worked many amazing places around the globe, including the Metropolitan Museum of Art and the MOMA in New York, and international arts festivals in Singapore, United Kingdom, Brazil, Spain, France, Denmark, Belgium, and Korea. She loves to paint and create new art with her 3 girls.

McCullough, Heather

Heather McCullough is a watercolor, oil and acrylic artist from Venice, Florida who spends time each summer in the western United States. She is a retired physician who began her study of art at the Venice Art Center in the 1990's, and then continued for many years with Herbie Rose at his studio in Bradenton, FL, augmented with additional workshops, classes, and self study. She is an enthusiastic plein air painter of landscapes and figures. Her work has been exhibited at the Venice Art Center, Venice Theater, and in Florida Watercolor Society shows, Drigg's Plein Air and in Wyoming. Her work can also be viewed on her website, HeatherMcCulloughArtworks.com. She is a member of the Florida Watercolor Society and the Venice Art Center.

Meyer, Katrina

Katrina, from Toledo, Ohio, became fascinated with minerals, gemstones and jewelry after a career in Ohio and Maryland as a secondary and adult education teacher and administrator. In 1996, she studied wire-craft jewelry-making at William Holland School of Lapidary Arts in Georgia and in private sessions with internationally known master wire artists. She sells her award-winning designs at area art shows and has taught wire jewelry-making since 2001.

Nishihira, Robert

Robert was a full-time commercial photographer for 18 years in California and had clients such as Callaway Golf, IBM, and Qualcomm. He won a number of honors including CA Magazine's Award of Excellence and ASMP's Gold Award. Robert's work has been published in magazines such as Vogue and Town & Country. After retiring from commercial photography, Robert taught photography at the City College of San Francisco for 20 years.

Platte, Roxcy

Roxcy Platte is an award-winning artist who has been sketching and painting all her life. Especially known for lively portraits and charming street scenes, she captures subjects quickly and brings that spontaneity to her classes. Her students learn how to see the world around them through the magic of light and shadow, color, shape and the use of negative space. Her classes are not to be missed.

Ponder, Haley

Haley Ponder is a 24 year old, self-taught artist, born and raised in Nokomis Florida. Just like her grandmother, her love for creativity and being able to express herself is what started her on this journey to create wonderful abstract art and resin items that really make your house a home. The ability to teach others is something very special. She has done custom paintings for people including custom resin work and paint pourings of any size. Check out her Etsy page for reference: <https://.paintingsby.ponder.Etsy.com/>.

Palmer, Jeanne


Jeanne has been a fulltime potter for over 25 years; having owned and operated a pottery school and gallery near Buffalo, NY for 12 years. Her education includes: Bachelor of Arts/Ceramics from S.U.N.Y. at Fredonia, Post graduate Glaze Chemistry at S.U.N.Y. Alfred, Art & Education Graduate studies at University of Colorado at Boulder, and Studio Concentration at Penland School of Crafts, NC. Jeanne has shared enthusiasm for her craft having taught classes at many art centers and retreats. Palmer Pottery is well recognized in the area as she exhibits at fine art shows and local galleries.

Radomski, Michael

Michael Radomski has had an advertising career as an art director and photographer. Earned a BFA at Kutztown University and is classically trained in "wet" darkroom techniques. He now specializes in digital fine arts photography: Color, B&W and post processing applications. Photography is an adventure... "Look small, you'll discover a new way of seeing the subtle details of our natural world." His work has been shown in galleries, museums and is contained in private collections.

Robertson, Nora

Nora Robertson, a distinguished senior at Venice High School, boasts 12 years as a Girl Scout and leadership in sports and clubs. Passionate about curtailing plastic pollution, Nora ardently advocates for cleaner beaches. She inspires others to reflect on the origins of beachside trash and its environmental impact.



Rosall, Judith

Judi Rosall is the founder/creative director at WildCherry Studio in Venice/Port Charlotte, FL. She is also a 20+ years, professional fine-art/mobile photographer and mixed-media artist. Her work ranges from figurative, to conceptual abstract, fine art photography; vintage/botanical composites; and seascape/wildlife photography. Judi has a B.S. degree in Journalism/Photojournalism, including advanced, fine art photography studies with leading CO, CA and NM, photographers.

Rose, Nancy

Having had art training since age eleven, Nancy is a professional award-winning artist, listed in "Who's Who in American Art." Rose has exhibited at New Britain Museum of American Art and is a juried member of Connecticut Watercolor Society and Women Contemporary Artists. As an individualized learning specialist who taught teens with disabilities, Nancy began taking this approach to the art classroom. A nurturing teacher with enthusiasm and optimism that is contagious, she encourages students to paint as unique individuals.

Sadel, Christine

Christine has been a creator and artist since childhood In New Jersey and attended Pratt and Parsons in NYC. She has owned her own interior design and an event company for over 30 years along with building a cafe" and music lounge. She is an accomplished potter, seamstress, photographer and has recently resumed painting. Her jewelry design business ChrisinaBellaBeads started in the early 90's and she began metalsmithing and instructing while living in Raleigh NC for 25 years. She was a Docent at the North Carolina Museum of Art and now Christine is a full time artist and designer, living here on Venice Beach. She offers workshops to private groups, institutions and at events.

Schadler, PJ

After 15 years as a free lance artist in Washington D.C., P.J. Schadler began 30 years' teaching fine arts and crafts to adults and children as Arts Director for the Military in MD, PA and in Italy. She expanded her love of fibers, batik, and abstract painting, studying with several renowned artists in Europe and the U.S. She loves combining media and techniques with nature, photographs and found objects. She believes art is a journey.

Shelby, Nancy

Throughout her life, Shelby has been a working artist with her main focus on studio and gallery shows, plus teaching. She has taught her art in Florida, California, Mexico and Greece. In the past few years, dot painting has entered into the mix, and she has been sharing this technique with her students. Her current dotting work has been creating Mandalas, Masks and nature designs.

Smith, Frances

Frances Smith has been a freelance artist in Venice for over 40 years. She attended Boston Museum of Fine Arts School and Ringling College of Art, specializing in acrylic, watercolor and pastel - with extensive work in stained glass, calligraphy, and public art and wall murals - both indoors and out. Frances has taught both child and adult art classes and exhibited locally and nationally, winning numerous awards for her work.

Stramara, Joanne

Joanne's love for art has always been a part of her life while growing up in Pennsylvania. She studied art at Kutztown University, Wyomissing Institute and with many local and national art teachers. Art workshops to California, Arizona, France, Delaware, Pennsylvania and Florida, etc. "fueled the fire". Her favorite medium is watercolor and her love of experimentation has been rewarding.

Tilson, Linda

Beginning with a BS in Textiles plus Education from Texas Tech, Linda has been a teacher, a commercial textiles and clothing designer and entrepreneur. For the past 20 years she has been a textile artist, creating one-of-a-kind garments and accessories which she sells at fine craft/fine art shows, including American Craft Council, Lincoln Center (NYC), and juried Florida exhibitions. Venice is her home and Linda enjoys sharing her passion for working with colors and designs on fabric.

Valladares, Rosa

Rosa Valladares was born in Lima Peru; where her passion for printmaking started. She studied at Tamarind Institute in New Mexico. And later on, was granted with a full scholarship to earn a Master degree in Fine Arts at Indiana University of Pennsylvania. She has received others Art grants from various institutions. Rosa also participated in collective exhibitions all over the world. Her experience on teaching, reflects the enthusiasm she has to create and appreciate art.

Wilcox, Susan

Painting is one of the greatest joys of my life. I consistently use the gift that I have been given while striving to improve my technique and bring joy to others with my work. I studied in Buffalo, NY and earned a BS and MS in Art Education.

**Be sure to view our
TEACHERS' WALL
throughout the Venice Art Center.**

**It showcases artwork created by our
incredibly talented art instructors.
View special artistic techniques
that you can learn to create your own
MASTERPIECES
when you take a class with them!**



390 Nokomis Avenue South
Venice FL 34285
Voice: 941-485-7136
Fax: 941-484-4361
Web: www.VeniceArtCenter.com

VAC Staff Use Only:

Date: ___/___/___

Membership Expiration ___/___/___

Material List _____

Payment Method _____

Receipt Nbr _____

VAC Initials _____

Registration

Name _____
Local Address _____
City _____ State _____ Zip _____
Telephone (____) _____
Email Address (optional) _____



All students must read and sign the following section:

You will be notified if the class is full or cancelled. In either case, you will receive a full refund. Refunds are not given for any other reason. Instructors are not obligated to offer make up classes that a student misses.

If you are unable to attend a class or workshop for which you have registered:

- With written notification at least two weeks prior to your **class** start date, you will have the option of transferring to another class or being credited with a gift card.
- With written notification at least 45 days prior to your **workshop** start date, you will receive your registration fee minus a \$35 cancellation fee. Refunds are not given within 45 days of workshop start date.

Photographs may be taken during our classes. By signing this form, I grant Venice Art Center the right to take photographs of me and my property. I agree that Venice Art Center may use such photographs of me with or without my name and for any lawful purpose, including such purposes as publicity, illustration, advertising, and web content.

I understand the return/cancellation policy _____
Signature and Date

I DO grant permission to be photographed _____
Signature and Date

I do NOT grant permission to be photographed _____
Signature and Date

Tuition in full is due at time of registration.

Class _____
Instructor _____ Class #/Letter _____
Dates _____ Time _____
Tuition: \$ _____

Class _____
Instructor _____ Class #/Letter _____
Dates _____ Time _____
Tuition: \$ _____

Class _____
Instructor _____ Class #/Letter _____
Dates _____ Time _____
Tuition: \$ _____

MAILING FORM IN? PLEASE COMPLETE THIS SECTION.

- My check in the amount of \$ _____ is enclosed. OR
- Please charge my credit card (circle type below):
 Visa, MasterCard, or Discover

Credit Card # _____ 3-digit CVC# _____
Expiration Date ___/___



Register on our website:
Veniceartcenter.com

December 15, 2023–January 4, 2024

Reception: December 15, 5:00—7:00 PM

“The Bold & the Beautiful”

Juror: Diane Schmidt

Sponsor: Ed & Debbie Campbell

Altman-Vogt Solo Exhibit: VAC Staff

Receiving: Friday, 12/1 10 AM—2:00 PM

Saturday, 12/2, 10 AM—12:00 PM

Pickup date: Friday, 1/5, 10:00 AM—2:00 PM

January 12–February 7, 2024

Reception: January 12, 5:00—7:00 PM

“Over the Edge”

Juror: Anne Abgott

Sponsor: Millennium Physician Group

Altman-Vogt Solo Exhibit:
Studio Art Quilt Associates

Receiving: Friday, 1/5, 10:00 AM—2:00 PM

Saturday, 1/6, 10:00 AM—12:00 PM

Pickup date: THURSDAY, 2/8, 10:00 AM—2:00 PM

February 9-11, 2024

Leoma Lovegrove Pop-Up Show

Reception: Friday, Feb 9, 5:00—7:00 PM

Hours: Saturday & Sunday 9:00 AM—4:00 PM

February 17 & 18, 2024

“Fine Arts Show and Sale”

Sponsor: PatrickAir

All media.

This is a event featuring fine arts.
Participating artists sign up in advance.

Members \$4/Nonmembers \$5

February 23–March 6, 2024

Reception: March 6, 5:00—7:00 PM

“Annual Art Auction”

Sponsored by: Jimco Maintenance

Silent Auction of donated artwork with bidding starting at
9:00 AM on February 23
through 6:00 PM on March 6

Receiving: 2/19 & 2/20, 10:00 AM—4:00PM

Pickup date: 3/7, 10:00AM—4:00 PM

March 15–April 4, 2024

Reception: March 15, 5:00—7:00 PM

“Spring Members’ Show”

Nell Rude Award for Photography

Sponsor: David and Betty Altman
& Family

Jurors: Participating Artists Peer Jurors

Receiving: Friday, 3/8 10:00 AM—2:00 PM

Saturday, 3/9, 10 AM—12:00 PM

Pickup date: Friday, 4/5, 10:00 AM—2:00 PM

April 12-24, 2024

Reception: April 12, 5:00—7:00 PM

“If the Walls Could Talk”

Sponsor: Jacaranda Trace

Juror: Joseph Melacon

Altman-Vogt Solo Exhibit:
Maria Galban & Pedro Quintero

Receiving: Friday, 4/5, 10:00 AM—2:00 PM

Saturday, 4/6, 10:00 AM—12:00 PM

Pickup date: THURSDAY, 4/25, 10:00 AM—2:00 PM

April 30-May 9, 2024

Sarasota County School Show”

Sponsored by: Community Foundation of
Sarasota County

High School Award Ceremony:
Thursday May 2, 5:30—7:00 PM

Elementary Reception: Monday May 6, 5:30—7:00 PM

Receiving: HS: Friday, 4/26 9:00 AM—1 PM, Jury at 1 PM

Elementary: Saturday, 4/27, 9:00 AM—1:00 PM

Monday 4/29, 9:00 AM—1:00 PM

Pickup date: Friday, 5/10, 9:00 AM—3:00 PM

May 17–June 13, 2024

Reception: May 17, 5:00—7:00 PM

“Just Between Friends”

Sponsor:

Juror: Julie Kanapaux

Altman-Vogt Solo Exhibit:
Heather Cowan

Receiving: Saturday, 5/11, 10:00 AM—2:00 PM

Pickup date: Friday, 6/14, 10:00 AM—2:00 PM

Venice Art Center Exhibition Rules



Entry Fees : (Entry fees are non-refundable)

Members: \$20 per piece, \$30 for two Non-Members: \$25 per piece

Diptych: \$30

Diptych: \$40

Triptych: \$35

Triptych: \$60

Number of entries: Member Shows accept one entry per member; all other shows accept two works. Diptychs and triptychs count as one work.

Receiving hours: WHEN POSSIBLE. Friday from 10-2 and Saturday from 10-12.

All entries must be original works. **No copies, giclee prints, or embellished giclee prints.**

Each submitted piece must have artist's name, phone #, title and price clearly labeled on back.

Works previously exhibited in a juried show at the Venice Art Center cannot be exhibited.

Works more than 3 years old will not be accepted.

Prints such as photographs, lithographs, woodcuts, engravings, etchings, screen prints and digital art must be labeled as such and numbered as an edition.

No more than one artist per entry will be accepted.

Framing:

Maximum height plus width cannot exceed 80" total including frame. (including diptych or triptych)

Glass will only be accepted on pastels, charcoals and graphites no larger than 20" X 24" including frame. Other works that require covering must use Plexiglas.

Unframed canvases must be museum or gallery wrapped with edges painted.

Frames must be in good condition. Mats must be clean, well cut and without scratches. Triptychs or diptychs must be identically framed. Special hanging requests may not be honored.

Wiring:

All paintings must be stoutly wired. Wire should be securely attached, without excess wire and placed approximately 1/3 of the height down from the top of the piece. Ends of rough wire should be taped. We do not recommend plastic coated wire. Saw tooth hangers are not accepted.

The wire, when holding the piece must be at least 3.5" from the top to prevent the hanging bracket from showing. Screw eyes or D rings may be used.

Sculpture: All work must be securely fastened to the base. Maximum height plus width should measure no more than 60" total. Use of VAC's pedestals is preferred.

Pottery: Pieces must be stable with smooth bottom and edges.

Jewelry: All jewelry submitted must be on the artist's display stand or form.

Sales: A 35% commission (including referrals) will be charged by VAC.

Awards: Winners will be notified by phone.

Judging: The juror is solely responsible for determining accepted works in the exhibition and selecting works to receive awards. Artists whose work has juried out will be notified by email.

Pick Up: All work must be picked up on the designated date. A charge of \$2.00 per day per item will be enforced if not picked up. Work remaining in storage after one month becomes property of VAC.

Withdrawal: No work accepted for an exhibit may be substituted, nor will any work be permitted to be withdrawn during an exhibit except for extreme extenuating circumstances with the approval of the CEO.

Responsibilities: All work will be handled with the greatest of care by VAC but artists understand that VAC cannot be responsible for loss or damage. All work will be hung at the discretion of the VAC Exhibition Committee.

Release: All entries accepted for the exhibition are eligible for publication in VAC promotional material.

VENICE
ART
CENTER

Venice Art Center Presents:

2023-24

Concert Series

November 29: Mike Imbasciani Simply Clapton

This specialty concert is \$35 Members/\$40 Nonmembers
VIP (This concert only) \$45 Members/\$50 Nonmembers

December 20: The Brown Campbell Blues Band

January 17: Champ Jaxon Band

February 6: Art of Blues Band

Featuring blues sensations Steve Arvey & Bill Buchman

February 29: Bus Stop Band

March 12: Mike Imbasciani Simply Clapton

This specialty concert is \$35 Members/\$40 Nonmembers
VIP (This concert only) \$45 Members/\$50 Nonmembers

April 11: The Kit Moran Quartet

Concert begins 7:00 pm
Doors open at 6:30 pm
Cash bar

Venice Gondolier

Individual concert tickets: \$25 VAC Members \$30 Nonmembers (not including Simply Clapton Concerts)

Full seven concert series tickets: \$156 VAC Members/ \$184 Nonmembers
(Full series packages are 20% off regular ticket prices)

VIP tickets: reserved seating in the first two rows and early admission at 6:15

VIP per concert: \$35 VAC Members/ \$40 Nonmembers (not including Simply Clapton Concerts)

VIP full seven concert series tickets: \$192 VAC Members \$240 Nonmembers
(Full series packages are 20% off regular ticket prices)

Tickets: 390 Nokomis Ave. S., Venice, FL or call 941-485-7136

390 Nokomis Ave. S., Venice, FL 34285 941-485-7136 VeniceArtCenter.com



331 W Venice Ave Venice Fl 34285



Janice Holloway
Realtor

941-483-6699

Experience = Results



MULTIPLE LISTING SERVICE

MLS

COLDWELL BANKER

JOYNER
Family Insurance

*Insurance For You,
Your Family
& Your Business*

Trusted Choice Independent Insurance Agent




Auto • Home • Flood • Life • Business

941.412.4307 • www.JoynerInsurance.com

1500 E. Venice Ave. • Suite 206 • Venice, Florida 34292

Securing The Future of Gulf Coast Families & Businesses





LIFETIME TRAVEL
 Affiliated with Travel Planners International
Creating Vacations of a Lifetime!

Specializing in small-ship cruises

JAMIE SEALANDER MARTHA KARLOVETZ
 941-544-0335 OR 941-735-6001 941-492-4173 OR 314-795-2934
 ARTTOURS.LIFETIMETRAVEL@GMAIL.COM MARTHALAKE@AOL.COM

VAC Kids
Winter Break Camp
 January 2-5, 2024
 Visit www.veniceartcenter.com
 for more details.



VENICE
ART
 CENTER



KAY ANN KROPAC
 kay@cafeveniceontheisland.com
 OWNER

Café Venice
 Restaurant & Bar
 101 WEST VENICE AVE., SUITE 2
 VENICE, FL 34285
 941-484-1855 PHONE
 WWW.CAFEVENICERESTAURANTANDBAR.COM

RLC Art Studio



Robyn Lynn Catkins
 Artist
 email: rlc.art@yahoo.com
 website: rlcartstudio.com

Wildlife, Commissions,
 Pet portraits
 Villians and Heros
 medium: Charcoal

<http://www.caroledickerphotography.com> Venice, Florida
 Carlotad43@gmail.com
 (703) 593-8782



Carole Dicker Photography

STOP BY PATRIOT PACK & SHIP
 AND EXPERIENCE

THE ART OF SHIPPING



253 S TAMiami TRIAL
 NOKOMIS FL 34275
 941-217-7295
 Info@Patriotpack76.com

SEE ART. FEEL ART. CREATE ART.



Place your
 AD
 HERE!

Advertising opportunities
 for future VAC course catalogs.
 Contact:
marla@veniceartcenter.com
 for details!

VENICE
ART
 CENTER



As a Realtor, I feel that lifestyle and the neighborhood are almost more important than the actual house. I want to know about my customers, their hobbies, and their interests so I can help them discover the right spot. That may be a golf community with a country club or a condo within minutes of sticking their toes in the sand.

I am Shannon Thinnies with eXp Realty, and I am truly here to help....

Your Florida Native Realtor



Shannon
THINNES



941-232-6182

www.ShannonThinnies.com

ShannonThinnies@gmail.com



Supporting the arts and keeping you cool!

Patrick Air

Cooling, Heating & Refrigeration

941-468-0100

PatrickAir.com



CAC 1817156



Nellie's *Notecards* The **ARTIST'S PRINTER**

SHARE YOUR ART WITH THE WORLD

- Notecards, Giclées,
- Laser Prints, Calendars,
- Mats, Coasters
- Aluminum Prints
- Tile Prints
- Mouse Pads...



530 US Highway
 41 Bypass South
 Suite 10A
 Venice, Florida 34285
 The Brickyard Plaza
 Behind the Gazebo
 941-961-7563

VISIT TODAY!

WWW.NELLIESNOTECARDS.COM
 NELLIESNOTECARDS@GMAIL.COM



lugufelo

TRANSFORMING SPACES, INSPIRING MINDS
DISCOVER LUGUFELO'S ART



Lugufelo, creates dynamic sensory sculptures using aluminum, steel, wood, natural elements, and more.

GEOMETRIC SCULPTURES: LUGUFELO ART STUDIO



Commercial
&
Residential Sculptures

lugufelo Contacts:

art@lugufelo.com

+1 (786) 356-6143

www.lugufelo.com

Winner Best Luxury Home Real Estate Agent 2022



5 CONSECUTIVE YEARS

As Chosen by Community Leaders

VENICE BUSINESS WOMAN OF THE YEAR 2021

By the Venice Gondolier Newspaper



Best Luxury Homes Real Estate Agent

Lueanne Wood, PA
REALTOR®

34 years of experience successfully listing & selling property in the local market



Thank you Venice

kw ISLAND LIFE REAL ESTATE
KELLERWILLIAMS. REALTY

Each office is independently owned and operated

Call me today: 941-483-1663

Email: lueannewd@cs.com • Website: lueanne.com

206 Harbor Dr. S. Venice FL 34285

List with Lueanne consider it sold!

2019-VAC00018

SEE ART. FEEL ART. CREATE ART.

Thank
You!

We ♥ our
Volunteers

The Venice Art Center would like to graciously thank our volunteers, staff, members, donors and sponsors for their support and countless hours of work and contributions which made this course guide possible.

We could not do it without you!

Venice Art Center
390 Nokomis Ave. S.
Venice, FL 34285
941-485-7136
Veniceartcenter.com

